


Trough Belt Conveyors

STANDARD AND CUSTOM DESIGNS



Quality built conveyors to handle the toughest applications effortlessly

TR SERIES



Top Mount Trough Idler

Endura-Veyor, Inc.'s Trough Belt Conveyors are proven performers in the recycling, wood, aggregate, foundry and waste to energy industries. Built for years of service with low maintenance, these conveyors feature time-tested, field-proven designs that last and last.


Endura-Veyor offers a broad range of trough belt conveyor designs:

- From 2-Roller V-Trough idlers with 6" diameter pulleys and formed 12 gauge frames to CEMA Rated 3-Roller Trough Idlers with 20" diameter pulleys and structural C-Channel frames and everything in between
- Patented wing pulley for increased belt life, enhanced cleanout and quieter operation.

These designs are being utilized across many industries, empowering our experienced sales and engineering teams to assist with sizing conveyors that optimize your operation and your budget.



Inset Trough Idler



Standard Features



Patented Wing Pulley
US Patent# 8,857,606



SBR Lagged Drive Pulley



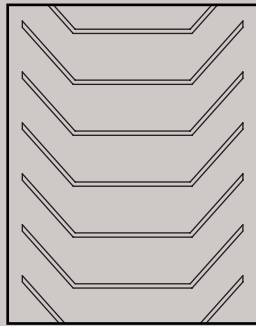
Removable Take Up
Covers




Loading Area
Infeed Guides



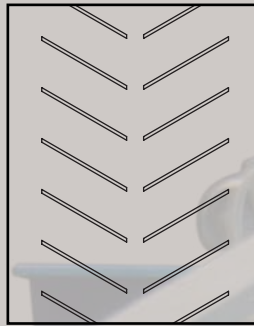
Typical Belting Patterns




U-Shaped
Cleats




Closed
Chevrons



Open
Chevron PTN



Herringbone
PTN



Durocleat
PTN

*See photos of the belting on our website

Conveyor Accessories




Primary Belt Scraper



SBR Lagged Drive Pulley
with Chevron Groove



Belt Side Guides



Impact Zone



Discharge Diverter Chute



Belt Guide Rollers

Products available from Endura-Veyor, Inc.

Slider Bed Conveyors - Container Dumpers - Cross Belt Separators - Trough Conveyor - Mezzanines - Hinged Steel Belt Conveyors - Sort Systems - Drag Chain Conveyors - Baler Hoppers - Replacement Steel Belting - Professional Drawing Services