



796 PRA-2PV & 796 PRA-3PV POLY-V PHOTOEYE CONTROLLED ROLLERS SET LOW POWERED ROLLER ZERO PRESSURE ACCUMULATOR

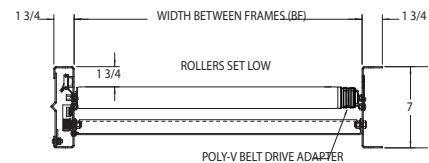
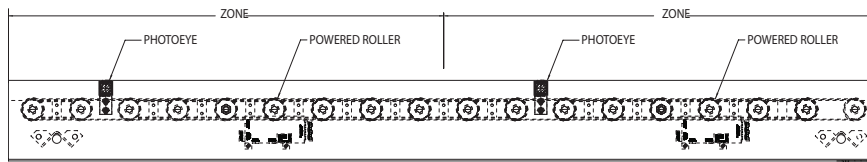
The Powered Roller Accumulator conveyor has revolutionized the automated conveyor industry. Motorized rollers drive the conveyors eliminating the need for drive belts, chains or line shafts.



Conveyor shown with optional supports



The Poly-V belt features lengthwise grooves providing a drive by adhesion, and optimizes the contact area, giving increased power transfer.



SPECIFICATIONS

TREAD ROLLERS: 1.9" dia. x 16 ga. galvanized, model 196G with Poly-V Belt Drive Adapter

DRIVE BELT: 796 PRA-2PV -2 Rib Poly-V Belt
796 PRA-3PV -3 Rib Poly-V Belt

CAPACITY: 2 Rib Poly-V Belt 110 lbs. per zone at 60 fpm (maximum capacity)

3 Rib Poly-V Belt 350 lbs. per zone at 53 fpm (maximum capacity)

ROLLER CENTERS: 3" or 4"

BED: 7" x 1-3/4" x 12 ga. formed steel channel frame. Rollers set low in frame

SPEED: 60 FPM, constant.

ACCUMULATION: Zone singulation operation; 36" zone length; zones are actuated using photoeye

MOTOR DRIVE: Driven by High Torque 24V DC Powered Roller.

BEARINGS: Precision ABEC bearings.

DC POWER SUPPLY: 24 volt fixed output required

ZONES	AMP
1 - 2 ZONES	6 AMP
3 - 8 ZONES	10 AMP
9 - 17 ZONES	20 AMP
18 - 26 ZONES	30 AMP
27 - 36 ZONES	40 AMP



CONVEYOR LENGTH	10'	20'	30'	40'	50'	60'	70'	80'	90'	100'	Deduct	
BF	OAW	UNIT WEIGHTS (lbs.) with 3" Roller Centers (For other centers, deduct weights below)										Per Foot
15"	18"	205	410	615	820	1025	1230	1435	1640	1845	2050	21
19"	21"	230	460	690	920	1150	1380	1610	1840	2070	2300	23
21"	24"	242	484	726	968	1210	1452	1694	1936	2178	2420	24
25"	28"	266	532	798	1064	1330	1596	1862	2128	2394	2660	27
27"	30"	279	558	837	1116	1395	1674	1953	2232	2511	2790	28
33"	36"	323	646	969	1292	1615	1938	2261	2584	2907	3230	32
39"	42"	361	722	1083	1444	1805	2166	2527	2888	3249	3610	36

OPTIONAL EQUIPMENT

ACCUMULATION ZONES: 24" and 48" long zones available, depending on roller centers.

FLOOR SUPPORTS: Supports, knee braces, casters and polytier supports available. See Conveyor Accessories.

CEILING HANGERS: 5/8" dia. threaded rod with hardware to attach rods to conveyor. Provides 6' clearance between ceiling and TOR (furnished in place of floor supports). See Conveyor Accessories.

CONVEYOR SPEED: Constant speeds available 20-150 FPM (optional speeds are dependent upon product weight. Consult Factory)

BED: Control side 7" x 1-3/4" x 12 ga. formed steel channel frame. Rollers set low in frame.

Outside channel 5" x 1-3/4" x 10 ga. formed steel channel frame. Rollers set high in frame

DIFFUSE PHOTOEYE: Photoeyes mounted below tread rollers.

■ 5-6 week shipment

