

WIRE GRIPS

Get the Job Done —
Efficiently & Economically

Easy to Use


- Versatility—All models are rated for a variety of wire sizes and types, so fewer grip changes are required.
- Grips open easily and release instantly to quickly insert or remove wire.
- Large handle eye opening accepts standard hooks and easily attaches to tackle blocks.
- Choice of Design—Standard or Aggressive Jaw models.

Rugged and Portable

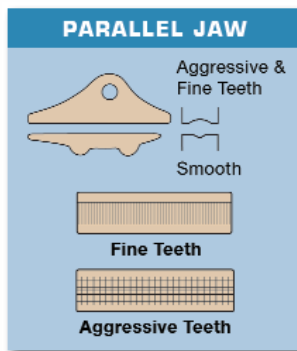
- Forged steel construction is durable yet lightweight.
- Yellow chromate finish protects components from rust and corrosion.

Jaw Options

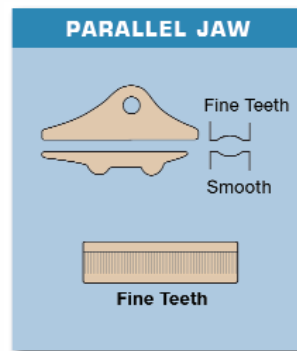
1000 & 2000 Lb.



5000 & 10,000 Lb.



12,000 & 20,000 Lb.



SPECIFICATIONS

LMG Standard Wire Grip • 1000 - 20,000 Lbs.

Model Number	Capacity (Lbs.)	Wire Size				Handle Eye Opening (In.)	Net Weight (Lbs.)
		Minimum		Minimum			
		Size	Gauge	Size	Gauge		
LMG1000*	1000	.04	18AWG	.394	1/0AWG	.625 dia.	1/2
LMG2000*	2000	.109	8AWG	.594	4/0AWG	1 x 1 1/2	1
LMG4500	5000	.18	6AWG	.60	4/0AWG	1 1/4 x 1 3/4	3 1/4
LMG4500A**	5000	.18	6AWG	.60	4/0AWG	1 1/4 x 1 3/4	3 1/4
LMG4600	10000	.30	1AWG	.80	450MCM	1 1/4 x 1 3/4	4 1/2
LMG4600A**	10000	.30	1AWG	.80	450MCM	1 1/4 x 1 3/4	4 1/2
LMG4800	12000	.70	397MCM	1.25	1130MCM	1 1/4 x 1 3/4	8
LMG4700	20000	.70	397MCM	1.25	1130MCM	2 1/2 x 3 1/2	21

* 1000 and 2000 lb. models have Bulldog-Type Jaw. All other models have Parallel Jaw.

** Has jaw for use with extra high strength cable. More aggressive tooth design reduces possibility of cable damage.

Note: For complete dimensional data, refer to Little Mule Dimensional DataBook (LMDB-2).

