
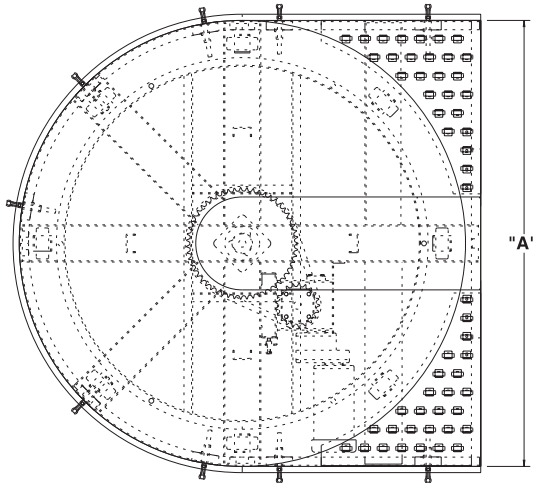
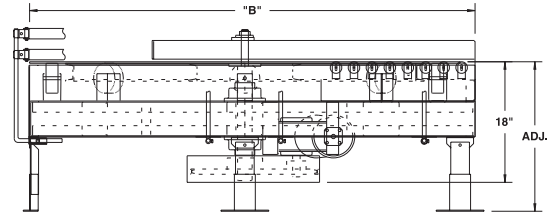


# MODEL CRT MEDIUM DUTY CONTINUOUS ROTATION POWERED TURNTABLE



Conveyor shown with optional supports

Continuous rotation turntables are effectively used in tight quarters where large radius curves cannot be positioned. A variety of package sizes can be conveyed on this versatile unit.



"A"	"B"	WEIGHT (lbs.)
3'	38-1/2"	523
4'	50-1/2"	741
6'	74-1/2"	959
8'	98-1/2"	1117

## OPTIONAL EQUIPMENT

**ELEVATION:** Other height elevations to top of plate available; consult factory.

**MOTORS:** Available through 2 HP in TEFC, explosion proof, dirty duty, 115/230/1, 575/3, etc.

**ELECTRICAL CONTROLS:** Manual start/stop push button switch; magnetic starter; limit switch; photo relay; others available.

## SPECIFICATIONS

**ROTATION:** 360° continuous.

**SPEED:** 60 FPM at outside diameter.

**CHAIN DRIVE:** No. 80 roller chain.

**CHAIN GUARD:** The chain drive is completely enclosed.

**CASTERS:** (8) 5" dia. heavy duty rubber-covered casters support rotation of turntable carrier platform.

**SKATE WHEELS:** 1-15/16" dia. zinc-plated skate wheels located at infeed and discharge ends to provide access onto and off of turntable.

**BEARINGS:** Removable type, heavy duty ball bearing 4-hole flange.

**ELEVATION:** Minimum 18" to top of plate.

**CARRIER PLATFORM:** 1/4" thick steel plate rotates on heavy duty casters to carry unit loads.

**MOTOR DRIVE:** 3/4 HP, 230/460/3, 60 cycle, ODP right angle gear motor.

**CAPACITY:** 500 lbs. maximum load; 150 lbs. maximum unit load.

**ELECTRICAL CONTROLS:** Optional.

**NOTE:** Orientation of product may be affected using continuous rotation powered turntable. If orientation of product must be maintained, consult factory for other options.

