

CRANE COMPONENTS

UNDER-RUNNING

Under-Running 1/4 to 10 Tons

- Spans up to 60'
- Traverse speeds up to 135 fpm
- Push, hand geared or motorized versions
- Single or double girder
- Spark resistant/explosion proof models available
- Single, 2 speed or variable speed control
- Air or electric drives



TOP-RUNNING

Top-Running 1/4 to 20 Tons

- Spans up to 60'
- Traverse speeds up to 150 fpm
- Push, hand geared or motorized versions
- Single or double girder
- Spark resistant/explosion proof models available
- Single, 2 speed or variable speed control
- Air or electric drives



TOP-RUNNING

Top-Running 5 to 100 Tons

- Spans up to 120'
- Traverse speeds up to 300 fpm
- Air or electric drives available
- Spark resistant/explosion proof models available
- Single, 2 speed or variable speed control



ACCESSORIES

BEAM CLAMP

Beam Clamp 1 to 5 Tons

- Provides versatile rigging or hoisting points
- Quick and easy to install – no tools needed
- Portable – can be easily removed for use in different locations
- Adjusts to a wide range of flange widths



OTHER ACCESSORIES

- Cord Reels
- Air Hose Festooning
- Variable Frequency Drives
- Collector Poles and Brackets
- Chain Containers
- Air Filter/Regulating Units
- NEMA Control Panels



Yale offers a wide variety of accessories, options and support equipment.

- Chain Containers
- Electric Cord and Air Hose Reels
- Electric or Air Festooning Systems
- Current Collectors
- LodeRail® Light Rail Systems
- Abel-Howe® Jib Cranes
- Bullard Hooks / Latchlok Hooks
- Air Filter / Regulating Units
- Variable Frequency Drives
- NEMA Control Panels

PRODUCT GUIDE

Electric & Air Powered Hoists • Manual Hoists • Crane Components • Accessories



For additional information, contact your Lift-Tech representative of Lift-Tech headquarters.

LIFTTECH®

LIFT-TECH INTERNATIONAL
Division of Columbus McKinnon Corporation



414 West Broadway Ave.
P.O. Box 769
Muskegon, Michigan 49443-0769
PHONE (800) 742-9269
FAX (800) 742-9270
www.yalehoists.net • www.shaw-boxhoists.com



SHAW-BOX®

THE MOST FAMOUS NAMES ON HOISTS.

POWERED HOISTS

ELECTRIC CHAIN HOISTS

KELC
1/4 to 3 Tons
 • Long lifts available
 • Lift Speeds from 4 fpm to 64 fpm depending on capacity
 • Available for outdoor, food grade & explosion proof environments
 • Standard Overload Protection
 • Mechanical Load Brake (Secondary brake to hoist motor brake)
 • Standard Corrosion Resistant
 • Features such as zinc plated load chain, hooks and blocks
 • Single, 2 speed or variable speed control




ELECTRIC CHAIN HOISTS

YJL
1/4 to 2 Tons
 • Long lifts available
 • Lift Speeds from 8 fpm to 32 fpm depending on capacity
 • Compact in Size, Industrial Duty Performance
 • Weather Resistant NEMA 3R Hoist Enclosure Standard
 • Standard Overload Protection
 • Standard molded chain container for lifts up to 20' single chain
 • Adjustable geared upper and lower limit switches
 • Single, 2 speed or variable speed control



ELECTRIC CHAIN HOISTS

XL
2 to 7.5 Tons
 • Long lifts available
 • Lift Speeds from 6 fpm to 24 fpm depending on capacity
 • Ideal for automotive, heavy manufacturing, paper mills, and other industries
 • Standard Overload Protection
 • Heavy duty multiple disc braking system
 • 10 Pocket lift wheel for smooth chain operation
 • Standard screw type upper and lower limit switches



ELECTRIC WIRE ROPE HOISTS

Cable King™
1/2 to 35 Tons
 • Lifts to 256' depending on capacity
 • Lift Speeds of 7 fpm to 59 fpm depending on capacity
 • Monorail, top running and deck-mount configurations available
 • For standard to heavy industrial service
 • Special applications such as hazardous or explosion proof environments
 • Single, 2 speed or variable speed control



ELECTRIC WIRE ROPE HOISTS

Yale Y80 / Shaw-Box 800 Series
1/2 to 5 Tons
 • Lifts to 60'
 • Lift Speeds of 10 fpm to 50 fpm depending on capacity
 • For standard industrial service
 • Special applications such as hazardous or explosion proof environments
 • Single, 2 speed or variable speed control




ELECTRIC WIRE ROPE HOISTS

Yale Global King™ / Shaw-Box World Series
1 to 15 Tons
 • Lifts up to 40'
 • Lift Speeds of 12 fpm to 24 fpm depending on capacity
 • For standard to heavy industrial service
 • Ultra Low Headroom Design provides maximum hook travel
 • 2 speed hoist and trolley standard



ELECTRIC WIRE ROPE HOISTS

700 Series
5 to 10 Tons
 • Lifts up to 26'
 • Mechanical Load Control Brake
 • For standard to heavy industrial service
 • Single, 2-speed or variable speed control



WIRE ROPE CRANE HOIST TROLLEYS

Yale Global King / Shaw-Box World Series
5 to 25 Tons
 • Lifts up to 40'
 • Lift Speeds of 12 fpm to 20 fpm depending on capacity
 • For standard to heavy industrial service
 • Ultra Low Headroom Design provides maximum hook travel
 • 2 speed hoist and trolley standard



WIRE ROPE CRANE HOIST TROLLEYS

Yale Cable King TB
5 to 20 Tons
 • Lifts up to 175'
 • Lift Speeds of 8 fpm to 50 fpm depending on capacity
 • For standard to heavy industrial service
 • Single, 2 speed or variable speed control




WIRE ROPE CRANE HOIST TROLLEYS

Yale Cable King TR
5 to 35 Tons
 • Lifts up to 175'
 • Lift Speeds of 7 fpm to 50 fpm depending on capacity
 • For standard to heavy industrial service
 • Most versatile, low profile trolley in the industry
 • Single, 2 speed or variable speed control




WIRE ROPE CRANE HOIST TROLLEYS

Loadmax
10 to 30 Tons
 • Lifts up to 141'
 • Lift Speeds of 9 fpm to 68 fpm depending on capacity
 • For heavy duty industrial service
 • For applications requiring faster hoisting speeds
 • Variable frequency or Flux Vector control




AIR CHAIN HOISTS

KALC
1/2 to 3 Tons
 • Long lifts available
 • Lift speeds from 5 fpm to 30 fpm depending on capacity
 • Spark resistant/explosion proof models available up to 2 ton capacity
 • Weston type load brake
 • Overload protection standard
 • Throttle pendant control providing smooth operation
 • Excellent Variable speed control



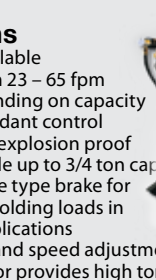
AIR CHAIN HOISTS

ACL
1/4 to 6 Tons
 • Lift Speeds of 5 fpm to 61 fpm depending on capacity
 • Lightweight and portable
 • Planetary gear transmission
 • Ideal for heavy duty applications
 • Disc type motor brake
 • Pull cord control – optional
 • Twist type pendant available
 • Variable speed control



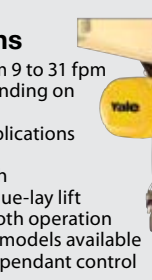
AIR CHAIN HOISTS

YAL
1/4 to 1 Tons
 • Longer lifts available
 • Lift speeds from 23 – 65 fpm available depending on capacity
 • Pull cord or pendant control
 • Spark resistant/explosion proof models available up to 3/4 ton capacity
 • Heavy duty shoe type brake for stopping and holding loads in heavy duty applications
 • External brake and speed adjustments
 • Eight vane motor provides high torque, smooth starting and variable speed control



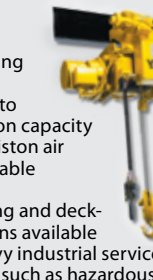
AIR CHAIN HOISTS

XL
2 to 7.5 Tons
 • Lift speeds from 9 to 31 fpm available depending on capacity
 • Heavy duty applications up to 7.5 tons
 • Overload Clutch
 • 10 pocket oblique-lay lift wheel for smooth operation
 • Spark resistant models available
 • Variable speed pendant control



AIR WIRE ROPE HOISTS


Cable King™
1/2 to 35 Tons
 • Lifts to 256' depending on capacity
 • Lift speeds of 5 fpm to 30 fpm depending on capacity
 • Heavy duty rotary piston air motor provides variable speed control
 • Monorail, top running and deck-mount configurations available
 • For standard to heavy industrial service
 • Special applications such as hazardous or explosion proof environments



MANUAL HOISTS

HAND CHAIN HOISTS

LH2
1/4 to 10 Tons
 • Standard 8' lift – other lifts available
 • Metric rated
 • Aluminum alloy frame
 • Powder coat finish
 • Special military specification options available
 • Overload protection
 • Weston type mechanical load brake



HAND CHAIN HOISTS

SHA
1/2 to 50 Tons
 • Standard 10' lift – other lifts available
 • Metric Rated
 • Perfect for construction and maintenance type applicator
 • Pressed steel construction
 • Top hook mount suspension
 • Economical



HAND CHAIN HOISTS

LTP2, LTG2
1/4 to 12 Tons
 • Standard 8' lift – other lifts available
 • Army Type Metric rated
 • Overload protection
 • Push and hand geared trolley models
 • Powder coat finish
 • Universal trolley wheels fit both "S" and wide flange
 • Easy maneuvering in tight



HAND CHAIN HOISTS

Low Headroom
1/2 to 6 Tons
 • Standard 8' lift – other lifts available
 • Ultra Low Headroom Design
 • Metric rated
 • Aluminum alloy construction
 • Powder coat finish
 • Push and hand geared trolley models
 • Overload limit device



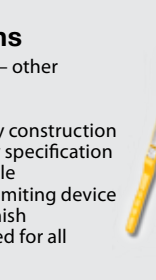
RATCHET LEVER HOISTS

Series 602 & 603
550 & 1,100 lbs.
 • Small compact design – fits in toolbox
 • 5' and 10' lifts available
 • Weston type load brake
 • Free wheeling feature
 • Metric rated



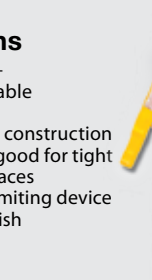
RATCHET LEVER HOISTS

PE2
3/4 to 6 Tons
 • Standard 5' lift – other lifts available
 • Metric rated
 • Aluminum alloy construction
 • Special military specification options available
 • Optional load limiting device
 • Powder coat finish
 • Weather proofed for all environments



RATCHET LEVER HOISTS

RS2
3/4 to 3 Tons
 • Standard 5' lift – other lifts available
 • Metric rated
 • Aluminum alloy construction
 • Short handle – good for tight or confining spaces
 • Optional load limiting device
 • Powder coat finish



RATCHET LEVER HOISTS


PSB
3/4 to 6 Tons
 • Standard 5' lift – other lifts available
 • All steel construction
 • Free wheel feature provides fast take-up of slack chain
 • Priced for value
 • Lightweight & impact resistant



TROLLEYS

RATCHET LEVER HOISTS

PM
3/4 to 3 Tons
 • Standard 5' lift – other lifts available
 • Aluminum housing
 • Self-adjusting screw and disc type load brake
 • Short handle design operates in cramped spaces
 • Free wheel feature provides fast take-up of slack chain
 • Low handle effort



RATCHET LEVER HOISTS

PD2
3/4 to 3 Tons
 • High strength malleable iron construction
 • Standard 5' lift – other lifts available
 • Weston type load brake
 • Built for maximum durability



PUSH & HAND GEARED TROLLEYS

CBTP & CBTG
1/4 to 5 Tons
 • Metric Rated
 • Push and hand geared models available
 • Accepts most hook mounted hoists
 • Dual tread wheels
 • Adjustable flange width – up to 8.7" wide
 • Wrap around side plates offers built in drop stops and wheel protection




PUSH & HAND GEARED TROLLEYS

FLP2, FLG2
FTP2, FTGT2
1/2 to 50 Tons
 • Heavy duty rolled steel side plates
 • Cast iron wheels
 • Spark resistant models available
 • Push and hand geared models available
 • Machined universal wheel treads



MOTORIZED TROLLEYS

RT2
1/4 to 7.5 Tons
 • Electric or air powered models
 • Traverse speeds up to 150 fpm depending on capacity
 • Universal wheels fits both "S" and wide flange beams
 • Optional motor brake available
 • Many options to choose from for special applications
 • Single, 2 speed or variable speed



MOTORIZED TROLLEYS

TT2 Tractor Drive
1 to 5 Tons
 • Adjustable flange width ranges – 3.38" to 8" wide
 • Traverse speeds up to 105 fpm depending on capacity
 • Retrofits easily to existing push type trolleys or end trucks
 • Direct drive with right angle gear reducer
 • Single, 2 speed or variable speed control

