



Taylor Product
Bulletin #CA-1812

Conveyor Crossovers

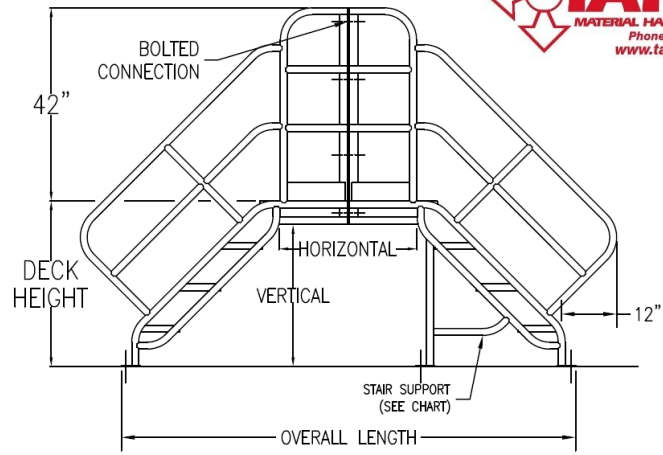
Walkovers allow personnel a safe passage over a conveyor line.



Crossover Units

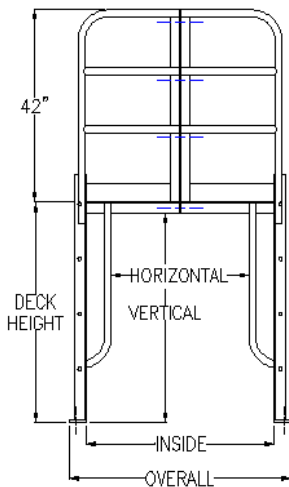
Specifications

- 45° angle of climb - 9" rise, 9" run
- Two piece construction for easy installation
- 1-1/2" diameter tubular steel frame
- 24" wide deck and treads
- 4" toe board on decks
- 28" overall width
- Stair supports on larger units
- Yellow enamel painted finish
- Meets OSHA and Cal/OSHA



Optional Features

- Bridge inserts for additional horizontal clearance
- Custom widths and vertical clearances
- Safety grating steps and decks
- Closed risers
- Center towers for multiple spans
- Special paint colors
- Hot dip galvanized finish



MODEL	STANDARD CROSSOVER CLEARANCES		DECK HEIGHT	OVERALL LENGTH	STAIR SUPPORT	SHIP WEIGHT
	VERTICAL	HORIZONTAL				
CO-3120	31"	20"	36"	82"	NO	260 lbs.
CO-3130	31"	30"	36"	92"	NO	282 lbs.
CO-3139	31"	39"	36"	101"	NO	303 lbs.
CO-3149	31"	49"	36"	111"	NO	325 lbs.
CO-4020	40"	20"	45"	100"	NO	291 lbs.
CO-4030	40"	30"	45"	110"	NO	312 lbs.
CO-4039	40"	39"	45"	119"	NO	334 lbs.
CO-4049	40"	49"	45"	129"	YES	376 lbs.
CO-4920	49"	20"	54"	118"	NO	321 lbs.
CO-4930	49"	30"	54"	128"	YES	363 lbs.
CO-4939	49"	39"	54"	137"	YES	385 lbs.
CO-4949	49"	49"	54"	147"	YES	407 lbs.
CO-5820	58"	20"	63"	136"	YES	378 lbs.
CO-5830	58"	30"	63"	146"	YES	400 lbs.
CO-5839	58"	39"	63"	155"	YES	421 lbs.
CO-5849	58"	49"	63"	165"	YES	443 lbs.
CO-6720	67"	20"	72"	154"	YES	408 lbs.
CO-6730	67"	30"	72"	164"	YES	430 lbs.
CO-6739	67"	39"	72"	173"	YES	451 lbs.
CO-6749	67"	49"	72"	183"	YES	473 lbs.

Vertical Climb Crossovers

Specifications

- Two piece construction for easy installation
- 2-1/2" x 2-1/2" x 3/16" steel angle frame
- 1-1/2" diameter tubular steel guardrails
- Rungs on 12" centers with dock tread steps
- 4" toeboard on decks
- 30" overall width
- Yellow enamel painted finish

Optional Features

- Bridge inserts for additional horizontal clearance
- Custom widths and vertical clearances
- Safety grate decks and traction tread rung caps
- Center towers for multiple spans
- Special paint colors
- Hot dip galvanized finish

MODEL	VERTICAL CROSSOVER CLEARANCES		DECK HEIGHT	OVERALL LENGTH	SHIP WEIGHT
	VERTICAL	HORIZONTAL			
CV-3320	33"	20"	36"	36"	181 lbs.
CV-3330	33"	30"	36"	46"	203 lbs.
CV-3339	33"	39"	36"	55"	225 lbs.
CV-3349	33"	49"	36"	65"	247 lbs.
CV-4520	45"	20"	48"	36"	204 lbs.
CV-4530	45"	30"	48"	46"	226 lbs.
CV-4539	45"	39"	48"	55"	248 lbs.
CV-4549	45"	49"	48"	65"	270 lbs.
CV-5720	57"	20"	60"	36"	226 lbs.
CV-5730	57"	30"	60"	46"	248 lbs.
CV-5739	57"	39"	60"	55"	270 lbs.
CV-5749	57"	49"	60"	65"	292 lbs.
CV-6920	69"	20"	72"	36"	248 lbs.
CV-6930	69"	30"	72"	46"	270 lbs.
CV-6939	69"	39"	72"	55"	292 lbs.
CV-6949	69"	49"	72"	65"	314 lbs.
CV-8120	81"	20"	84"	36"	271 lbs.
CV-8130	81"	30"	84"	46"	293 lbs.
CV-8139	81"	39"	84"	55"	315 lbs.
CV-8149	81"	49"	84"	65"	337 lbs.

U, Z or Reverse Z Conveyor Crossovers

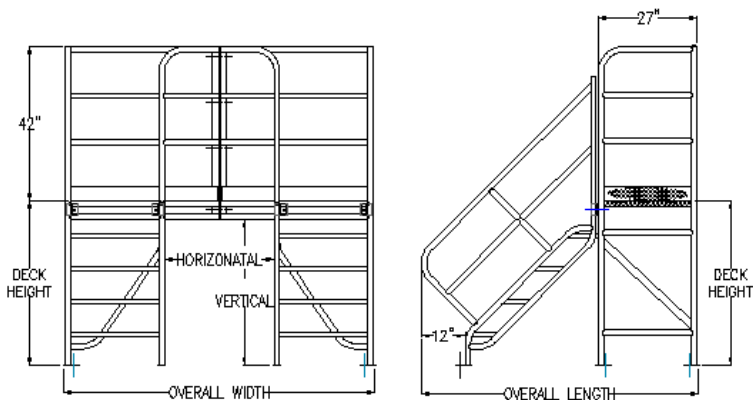


Specifications

- 45° angle of climb - 9" rise, 9" run
- Four piece construction for easy installation
- 1-1/2" diameter tubular steel frame
- 24" wide deck and treads
- 4" toeboard on decks
- 28" overall width
- Yellow enamel painted finish
- Meets OSHA and Cal/OSHA

Optional Features

- Bridge inserts for additional horizontal clearance
- Custom widths and vertical clearances
- Safety grating steps and decks
- Closed risers
- Center towers for multiple spans
- Custom entry and exit configurations
- Special paint colors
- Hot dip galvanized finish



MODEL	"U" SHAPED CROSSOVER CLEARANCES		DECK HEIGHT	OVERALL LENGTH	STAIR SIDE LENGTH	SHIP WEIGHT
	VERTICAL	HORIZONTAL				
CU-3120	31"	20"	36"	73"	54"	339 lbs.
CU-3130	31"	30"	36"	83"	54"	359 lbs.
CU-3139	31"	39"	36"	92"	54"	379 lbs.
CU-3149	31"	49"	36"	102"	54"	399 lbs.
CU-4020	40"	20"	45"	73"	63"	376 lbs.
CU-4030	40"	30"	45"	83"	63"	396 lbs.
CU-4039	40"	39"	45"	92"	63"	416 lbs.
CU-4049	40"	49"	45"	102"	63"	436 lbs.
CU-4920	49"	20"	54"	73"	72"	413 lbs.
CU-4930	49"	30"	54"	83"	72"	433 lbs.
CU-4939	49"	39"	54"	92"	72"	453 lbs.
CU-4949	49"	49"	54"	102"	72"	473 lbs.
CU-5820	58"	20"	63"	73"	81"	450 lbs.
CU-5830	58"	30"	63"	83"	81"	470 lbs.
CU-5839	58"	39"	63"	92"	81"	490 lbs.
CU-5849	58"	49"	63"	102"	81"	510 lbs.
CU-6720	67"	20"	72"	73"	90"	487 lbs.
CU-6730	67"	30"	72"	83"	90"	507 lbs.
CU-6739	67"	39"	72"	92"	90"	527 lbs.
CU-6749	67"	49"	72"	102"	90"	547 lbs.

Vertical Climb Step Over Crossover

Specifications

- Frame - 1-1/2" dia. steel tube
- Steps - 2-1/2" x 24" 14 gauge diamondplate
- Top Step - 6" x 24" 14 gauge diamondplate
- Mounting - 2" x 13" foot pads with 7/16" dia. holes
- Tread Plates - 14 gauge dia. plate 1-1/4" x 3-1/2"
- Single conveyor model: Grab bars are 36" long
- Double conveyor model: Grab bars are 57" long
- Trim in field to required length
- More details on website