

Push Buttons

Operator Interface




30 mm Push Buttons, Selector Switches, Pilot Lights, and Push-Pulls 800T/H

- Heavy industrial stations and operators
- Type 4/13 watertight/oiltight (800T)
- Type 4/4X/13 watertight/corrosion-resistant/oiltight (800H)
- Universal LED for long life, simplified product selection and reduced energy usage
- Class I, Div. 2 solutions available

Imitated, But Never Duplicated

800T and 800H push button product lines are in a class by themselves. They are designed and constructed to perform in the most demanding industrial environments. Bold yet functional, rugged yet attractive, Allen-Bradley® push buttons represent the world's most innovative and unique offering.



Explosion-Protected Contact Block

- Class I Div. 2 certified
- Ideal for high shock and vibration applications
- 1 N.O., 1 N.C., A600-rated
- Positive opening N.C. contact



Product Selection – Momentary Contact Push Button Units



Non-Illuminated

Contact Type	Button Color	Type 4/13		Type 4/4X/13	
		Flush Head	Extended Head	Booted ¹	Bootless Flush Head
		Cat. No.	Cat. No.	Cat. No.	Cat. No.
No Contact	Green	800T-A1	800T-B1	800H-R1	800H-AR1
	Black	800T-A2	800T-B2	800H-R2	800H-AR2
	Red	800T-A6	800T-B6	800H-R6	800H-AR6
1 N.O.	Green	800T-A1D1	800T-B1D1	800H-R1D1	800H-AR1D1
	Black	800T-A2D1	800T-B2D1	800H-R2D1	800H-AR2D1
	Red	800T-A6D1	800T-B6D1	800H-R6D1	800H-AR6D1
1 N.C.	Green	800T-A1D2	800T-B1D2	800H-R1D2	800H-AR1D2
	Black	800T-A2D2	800T-B2D2	800H-R2D2	800H-AR2D2
	Red	800T-A6D2	800T-B6D2	800H-R6D2	800H-AR6D2
1 N.O. – 1 N.C.	Green	800T-A1A	800T-B1A	800H-R1A	800H-AR1A
	Black	800T-A2A	800T-B2A	800H-R2A	800H-AR2A
	Red	800T-A6A	800T-B6A	800H-R6A	800H-AR6A

¹ Underlying operators are extended head. Boot material is chlorosulfonated polyethylene.



Illuminated – LED

Type	Voltage	Color	Type 4/13		Type 4/4X/13	
			Extended Head without Guard ²	Extended Head with Guard ²	Extended Head without Guard ²	Extended Head with Guard ²
			Cat. No.	Cat. No.	Cat. No.	Cat. No.
Universal	12...130V AC/DC	Red	800T-QBH2R	800T-QAH2R	800H-QRBH2R	800H-QRAH2R
		Green	800T-QBH2G	800T-QAH2G	800H-QRBH2G	800H-QRAH2G
		Amber	800T-QBH2A	800T-QAH2A	800H-QRBH2A	800H-QRAH2A

² Includes as standard one catalog number 800T-XA (1 N.O. - 1 N.C.) contact block.



Need Help?

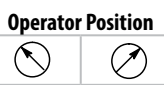
The Rockwell Automation Support Center is your 24/7 support for the answers you need now.

www.rockwellautomation.com/support/overview.page

Product Selection – Selector Switch Units



2-Position, Non-Illuminated

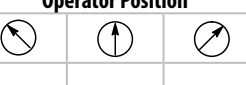
Contact Type	Operator Position 		M = Maintained S = Spring Return	Type 4/13		Type 4/4X/13	Type 4/13 Cylinder Lock		
				Standard Knob	Knob Lever	Standard Knob	Key Removal (Left) ²	Key Removal (Right) ²	Key Removal (Both) ²
				Cat. No.	Cat. No.	Cat. No.	Cat. No.	Cat. No.	Cat. No.
No contacts	-	-	MM	800T-H2	800T-H17	800H-HR2	800T-H31	800T-H32	800T-H33
			S→M	800T-H4	800T-H18	800H-HR4	-	-	-
			M←S	800T-H5	800T-H19	800H-HR5	800T-H48	-	-
1 N.O.	0	X	MM	800T-H2D1	800T-H17D1	800H-HR2D1	800T-H31D1	800T-H32D1	800T-H33D1
			S→M ¹	800T-H4D1	800T-H18D1	800H-HR4D1	-	800T-H42D1	-
			M←S	800T-H5D1	800T-H19D1	800H-HR5D1	800T-H48D1	-	-
1 N.O. - 1 N.C.	0X	X0	MM	800T-H2A	800T-H17A	800H-HR2A	800T-H31A	800T-H32A	800T-H33A
			S→M ¹	800T-H4A	800T-H18A	800H-HR4A	-	800T-H42A	-
			M←S	800T-H5A	800T-H19A	800H-HR5A	800T-H48A	-	-

¹ Target tables are reversed from those shown.

² Keys removable from maintained positions only.



3-Position, Non-Illuminated

Contact Type	Operator Position 			M = Maintained S = Spring Return	Type 4/13		Type 4/4X/13	Type 4/13 Cylinder Lock		
					Standard Knob	Knob Lever	Standard Knob	Key Removal (Left) ²	Key Removal (Right) ²	Key Removal (All) ²
					Cat. No.	Cat. No.	Cat. No.	Cat. No.	Cat. No.	Cat. No.
No contacts	-	-	-	MMM	800T-J2	800T-J17	800H-JR2	800T-J41	800T-J42	800T-J44
				S→MM	800T-J4	800T-J18	800H-JR4	-	800T-J50	-
				MM←S	800T-J5	800T-J19	800H-JR5	800T-J69	800T-J38	-
				S→M←S	800T-J91	800T-J20	800H-JR91	-	800T-J631	-
1 N.O. - 1 N.C.	0X	00	X0	MMM	800T-J2A	800T-J17A	800H-JR2A	800T-J41A	800T-J42A	800T-J44A
				S→MM	800T-J4A	800T-J18A	800H-JR4A	-	800T-J50A	-
				MM←S	800T-J5A	800T-J19A	800H-JR5A	800T-J69A	800T-J38A	-
				S→M←S	800T-J91A	800T-J20A	800H-JR91A	-	800T-J631A	-

¹ Target tables are reversed from those shown.

² Keys removable from maintained positions only.

Product Selection

Pilot Light Units – LED





Contact Type	Volts	Color	Type 4/13		Type 4/4X/13	
			Pilot Light	Push-to-Test ¹	Pilot Light	Push-to-Test ¹
			Cat. No.	Cat. No.	Cat. No.	Cat. No.
Universal	12...130V AC/DC	Red	800T-QH2R	800T-QTH2R	800H-QRH2R	800H-QRTH2R
		Green	800T-QH2G	800T-QTH2G	800H-QRH2G	800H-QRTH2G
		Amber	800T-QH2A	800T-QTH2A	800H-QRH2A	800H-QRTH2A

¹ Includes one standard catalog number 800T-XA (1 N.O. - 1 N.C.) contact block.



2-Position Push-Pull and Push-Pull/Twist Release Units, Non-Illuminated



Contact Type	Operator Position		Type 4/13		Type 4/4X/13
			Push-Pull	Push-Pull/Twist Release	Push-Pull/Twist Release
	Out	In	Cat. No.	Cat. No.	Cat. No.
N.C.L.B	X	0	800T-FX6D4	800T-FXT6D4	800H-FRXT6D4
N.O. - N.C.L.B	0 X	X 0	800T-FX6A1	800T-FXT6A1	800H-FRXT6A1
N.C.L.B - N.C.L.B	X X	0 0	800T-FX6A5	800T-FXT6A5	800H-FRXT6A5
S.M.C.B.	X	0	800TC-FX6D4S	800TC-FXT6D4S	800HC-FRXT6D4S
N.O. - S.M.C.B.	0 X	X 0	800TC-FX6A1S	800TC-FXT6A1S	800HC-FRXT6A1S
S.M.C.B - S.M.C.B	X X	0 0	800TC-FX6A5S	800TC-FXT6A5S	800HC-FRXT6A5S

2-Position Push-Pull and Push-Pull/Twist Release Units, Illuminated – LED



Contact Type	Volts	Contacts	Operator Position		Type 4/13		Type 4/4X/13
					Push-Pull	Push-Pull/Twist Release	Push-Pull/Twist Release
			Out	In	Cat. No.	Cat. No.	Cat. No.
Universal	12...130V AC/DC	N.O. - N.C.L.B	0 X	X 0	800T-FXQH2RA1	800T-FXTQH2RA1	800H-FRXTQH2RA1

Push Buttons

800T/H Accessories



Enclosures

	Die Cast [⊗] ⊗ (Type 4/13)	Stainless Steel [⊗] (Type 4/4X/13)	Glass-Filled Polyester (Type 4/4X/13)	Fiberglass [⊗] (Type 4/4X/13)	Thermoplastic Polyester [⊗] (Type 4/4X)
Operator Openings	Cat. No.	Cat. No.	Cat. No.	Cat. No.	Cat. No.
1	800T-1TZ	800H-1HZ4	800H-1HZ4R	800H-1HZ4Y	800H-1HZ4C
2	800T-2TZ	800H-2HZ4	800H-2HZ4R	800H-2HZ4Y	800H-2HZ4C
3	800T-3TZ	800H-3HZ4	800H-3HZ4R	800H-3HZ4Y	800H-3HZ4C
4	800T-4TZ	800H-4HZ4	800H-4HZ4R	–	800H-4HZ4C
6	800T-6TZ	800H-6HZ4	800H-6HZ4R	–	–

⊗ Bottom conduit entry. Grounding screw provided.

⊗ Enclosure depth will accommodate one shallow and one mini-contact block stacked.

⊗ Extra deep – accommodates two levels of explosion-protected contact blocks.

⊗ No conduit openings provided.



Contact Blocks

Contact Type	Shallow Block [*]	Mini Block [*]	PenTUFF (Low Voltage) Block [*]	Explosion-Protected Block [†]	Self-Monitoring Contact Block	Max Duty Block
	Cat. No.	Cat. No.	Cat. No.	Cat. No.	Cat. No.	Cat. No.
1 N.O.	800T-XD1	800T-XD5	800T-XD1V	–	–	800T-XD1M
1 N.C.	800T-XD2	800T-XD6	800T-XD2V	–	–	800T-XD2M
1 N.O.E.M.	800T-XD3	–	800T-XD3V	–	–	–
1 N.C.L.B.	800T-XD4	–	800T-XD4V	–	–	800T-XD4M
1 N.O. – 1 N.C.	800T-XA	–	800T-XAV	800TC-XAF	–	–
2 N.O.	800T-XA2	–	–	–	–	–
2 N.C.	800T-XA4	–	–	–	–	–
1 N.C.L.B. – 1 N.O.	800T-XA1	–	–	–	–	–
1 N.C.L.B. – 1 N.C.	800T-XA7	–	–	–	–	–
1 N.C.L.B. (wired in series with 1 N.O. monitoring contact)	–	–	–	–	800TC-XD4S	–

* Contact blocks with normally closed contacts meet direct drive positive opening standard requirements when properly fused to IEC 269-1 and 269-2.

Shallow/mini contacts: 10 A gl or N type cartridge fuse. PenTUFF contacts: 6 A gl or N type cartridge fuse.

† 800T operators using explosion protected, sealed switch or logic reed contact blocks and installed in a suitable enclosure are UL Listed as suitable for use in Class I, Division 2 hazardous locations.

800T/H Accessories



Blank and Custom Legend Plates

	Start/Stop Legend Plates	Emergency Stop Legend Plates		
	Grey	Yellow	Yellow (Large Size)	Yellow IEC Ring
Type	Cat. No.	Cat. No.	Cat. No.	Cat. No.
Push-to-Stop Pull-to-Start or Push-to-Stop Twist or Pull Release	800T-X618	800T-X618Y	800T-X647Y	—
Blank	—	—	800T-X645Y	800T-X646
Custom	—	—	800T-X645YE	—
Emergency Stop	—	—	—	800T-X646EM

Standard Legends



Marking	Aluminum, Type 4/13	Grey Plastic, Type 4/4X	Marking	Aluminum, Type 4/13	Grey Plastic, Type 4/4X	Marking	Aluminum, Type 4/13	Grey Plastic, Type 4/4X
	Cat. No.	Cat. No.		Cat. No.	Cat. No.		Cat. No.	Cat. No.
AUTO-OFF-HAND	800T-X501	800H-W154	ON-OFF	800T-X622	—	RUN	800T-X540	800H-W123
AUTO-MAN-OFF	800T-X625	800H-W059	OPEN	800T-X531	800H-W118	RUN-JOG	800T-X541	800H-W032
CLOSE	800T-X502	800H-W101	OPEN-CLOSE	800T-X532	800H-W134	SAFE-RUN	800T-X542	800H-W033
DOWN	800T-X503	800H-W102	OPEN-OFF-CLOSE	800T-X533	800H-W153	SPEED ²	800T-X608	800H-W081
EMERG. STOP (Yellow)	800T-X504Y	—	POWER ON	800T-X639	800H-W001	SLOW	800T-X544	800H-W125
EMERG. STOP (Red) ¹	800T-X504	800H-W372	FOR.-REV.	800T-X506	800H-W132	SLOW-FAST	800T-X545	800H-W136
EMERGENCY STOP (Red) ¹	800T-X648	800H-W373	FOR.-OFF-REV.	800T-X507	800H-W152	SLOW-OFF-FAST	800T-X546	800H-W157
FAST	800T-X505	800H-W104	FORWARD	800T-X508	800H-W105	START	800T-X547	800H-W126
JOG FORWARD	800T-X518	800H-W111	HAND-AUTO	800T-X510	800H-W131	START-JOG	800T-X548	800H-W138
JOG REVERSE	800T-X519	800H-W112	HAND-OFF-AUTO	800T-X511	800H-W151	START-STOP	800T-X549	800H-W137
JOG RUN	800T-X520	800H-W135	HIGH	800T-X512	800H-W107	STOP (Red)	800T-X550	800H-W371
JOG-STOP- RUN	800T-X521	800H-W057	HIGH-LOW	800T-X513	800H-W030	STOP-START	800T-X551	800H-W038
LOW	800T-X524	800H-W113	HIGH-OFF-LOW	800T-X514	800H-W058	TEST	800T-X554	800H-W128
OFF	800T-X527	800H-W116	JOG	800T-X517	800H-W110	UP	800T-X556	800H-W009
OFF-ON	800T-X529	800H-W133	RESET	800T-X538	800H-W121	UP-DOWN	800T-X557	800H-W039
ON	800T-X530	800H-W117	REVERSE	800T-X539	800H-W122	UP-OFF-DOWN	800T-X558	800H-W160

¹ These legend plates do not comply with E-Stop standards that specify a yellow background, such as IEC 60947-5-5 and NFPA 79.

² Potentiometer type with graduated markings.

Push Buttons

Operator Interface



22 mm Push Buttons, Pilot Lights, and Selector Switches 800F

- 800FP plastic operators
 - IP65/66, Type 4/4X/13
 - Engineering grade thermoplastics
 - Chemical-resistant for harsh environments
- 800FM metal operators
 - IP65/66, Type 4/13
 - Die-cast metal construction
 - Chrome-plated

800F Push Buttons

- Momentary or alternate action
- Illuminated or non-illuminated
- Flush or extended
- 2-color molded legend caps
- Multi-operators

800F Pilot Lights

- LED and incandescent
- Multiple voltages
- 24V, 120V, 240V
- 6 color options

800F Selector Switches

- 2-, 3-, and 4-position
- Illuminated or non-illuminated
- Maintained or spring return
- Key selector switches



Dependable Sealing

- IP66 and Type 4/13
- Superior ingress protection
- Diaphragm seals

Selection Switches feature Positive Detent

- No hang-up between positions
 - Constant energy solution
 - Vibration insensitive



Rotating Latch Collar

- Easier installation
- One-hand removal
- Plastic or metal



Product Selection – 22 mm Device

Momentary Contact Push Button Units – Flush and Extended, Non-Illuminated



Color	Flush		Extended	
	Plastic	Metal	Plastic	Metal
	Cat. No.	Cat. No.	Cat. No.	Cat. No.
Black	800FP-F2	800FM-F2	800FP-E2	800FM-E2
Green	800FP-F3	800FM-F3	800FP-E3	800FM-E3
Red	800FP-F4	800FM-F4	800FP-E4	800FM-E4

Pilot Light Operators



Color	Plastic	Metal
	Cat. No.	Cat. No.
Green	800FP-P3	800FM-P3
Red	800FP-P4	800FM-P4
Yellow	800FP-P5	800FM-P5
Clear	800FP-P7	800FM-P7

Momentary Contact Push Button Units – 2-Color Molded Legend Caps, Non-Illuminated



Button Color	Text Color	Legend Text	Flush		Extended	
			Plastic	Metal	Plastic	Metal
			Cat. No.	Cat. No.	Cat. No.	Cat. No.
Green	White	START	800FP-F301	800FM-F301	–	–
		I	800FP-F306	800FM-F306	–	–
Red	White	STOP	–	–	800FP-E402	800FM-E402
		O	–	–	800FP-E405	800FM-E405

Reset Operators – Mechanical and/or Electrical Reset



Button Color	Legend Text	Flush – Round	
		Plastic	Metal
		Cat. No.	Cat. No.
Blue	R	800FP-R611	800FM-R611
	No legend	800FP-R6	800FM-R6

Momentary Contact Push Button Units – Flush and Extended, Illuminated



Color	Flush		Extended	
	Plastic	Metal	Plastic	Metal
	Cat. No.	Cat. No.	Cat. No.	Cat. No.
Green	800FP-LF3	800FM-LF3	800FP-LE3	800FM-LE3
Red	800FP-LF4	800FM-LF4	800FP-LE4	800FM-LE4



Product Selection Tools

Available online or for download, our tools help you access info while in the office or on the go.

www.rockwellautomation.com/support/selection.page

Push Buttons

Product Selection – Selector Switch Operators



2-Position, Non-Illuminated

Color	Knob Type	Plastic	Metal
		Cat. No.	Cat. No.
Black with white insert	Standard	800FP-SM22	800FM-SM22



3-Position, Non-Illuminated

Color	Knob Type	Plastic	Metal
		Cat. No.	Cat. No.
Black with white insert	Standard knob	800FP-SM32	800FM-SM32
	Knob lever	800FP-HM32	800FM-HM32



2-Position, Illuminated

Color	Knob Type	Plastic	Metal
		Cat. No.	Cat. No.
Green	Standard	800FP-LSM23	800FM-LSM23
Red	Standard	800FP-LSM24	800FM-LSM24
Yellow	Standard	800FP-LSM25	800FM-LSM25



3-Position, Illuminated

Color	Knob Type	Plastic	Metal
		Cat. No.	Cat. No.
Green	Standard	800FP-LSM33	800FM-LSM33
Red	Standard	800FP-LSM34	800FM-LSM34
Yellow	Standard	800FP-LSM35	800FM-LSM35



2-Position, Key-Operated

Key Removal Position	Plastic	Metal
	Cat. No.	Cat. No.
Left	800FP-KM21	800FM-KM21
Both	800FP-KM23	800FM-KM23



3-Position, Key-Operated

Key Removal Position	Plastic	Metal
	Cat. No.	Cat. No.
Left	800FP-KM31	800FM-KM31
All	800FP-KM33	800FM-KM33
Center	800FP-KM34	800FM-KM34
Center (spring return from both)	800FP-KB34	800FM-KB34

800F Accessories

Mounting Latches



Description	Pkg. Quantity	Cat. No.
Plastic mounting latch	10	800F-ALP ¹
	100	800F-ALP-BP ²
Metal mounting latch	10	800F-ALM ¹
	100	800F-ALM-BP ²

- ¹ Sold only in multiples of 10. Order (quantity of) 10 to receive one package of 10 pieces.
- ² Sold only in multiples of 100. Order (quantity of) 100 to receive one package of 100 pieces.



Legend Plates

Type	Description	Cat. No. (Blank) ^{4,5}
30 x 40 mm 2-piece snap-in plate and frame	Red with white text	800F-11RE100
	White with black text	800F-11WE100
	Black with white text	800F-11BE100
	Aluminum with black text	800F-11AE100
30 x 50 mm 2-piece snap-in plate and frame	White with black text	800F-12WE100
	Black with white text	800F-12BE100
	Aluminum with black text	800F-12AE100
30 x 40 mm snap-in plate only	Red with white text	800F-17RE100
	White with black text	800F-17WE100
	Black with white text	800F-17BE100
	Aluminum with black text	800F-17AE100
30 x 50 mm snap-in plate only	White with black text	800F-18WE100
	Black with white text	800F-18BE100
	Aluminum with black text	800F-18AE100

- ⁴ Blank legend frames sold only in multiples of 10. Order (quantity of) 10 to receive one package of 10 pieces.
- ⁵ Legend plates with text or symbols are also available.

Power Modules



Description	Volts	Cat. No.
Integrated LED module	24...120V AC/DC	800F-NUx ³
	24V AC/DC	800F-N3x ³
	120V AC	800F-N5x ³
	240V AC	800F-N7x ³
Incandescent module	No bulb	800F-D0C
	6V AC/DC	800F-D1C
	12V AC/DC	800F-D2C
	24V AC/DC	800F-D3C
	48V AC/DC	800F-D4C
	120V AC/DC	800F-D5C

- ³ To complete the catalog number, replace the **x** with one of the following letters for the desired color: **R** = Red, **G** = Green, **W** = White.



Contact Blocks

Contact Type	Cat. No.
N.O.	800F-X10 ⁶
N.C.	800F-X01 ⁶
N.O.E.M.	800F-X10E ⁶
N.C.L.B.	800F-X01L ⁶
N.C.E.B.	800F-X01B
Self-monitoring	800F-X01S
N.O. low voltage – QuadConnect™	800F-X10V ⁶
N.C. low voltage – QuadConnect	800F-X01V ⁶
Dual circuit of 2 N.O.	800F-X20D
Dual circuit of 2 N.C.	800F-X02D
Dual circuit of 1 N.O.-1 N.C.	800F-X11D

- ⁶ For a base mounted contact block, add a **B** to the catalog number before the X. Example: Catalog number 800F-X10 becomes Catalog number 800F-BX10.