Modular In-Plant Buildings

The Applications Are Endless

PORTAFAB
Modular Building Systems

Quality, long-term space solutions to maximizing use of available space

Pre-engineered modular construction is flexible enough to satisfy any in-plant building requirement. PortaFab provides value-added solutions to help define space needs, so you get the right product for the right application. Getting the most from your space — that's what modular construction is all about.

Standardize on PortaFab quality

The scope of our modular systems offers a quality solution for every in-plant space need. The unmatched array of interchangeable panel and stud construction choices, plus standard options, gives you a complete building system with which you can control the design and layout of your plant space.

Standardizing on PortaFab gives you the highest quality building system that can truly adapt to your growing and ever-changing in-plant space needs.

Why modular over conventional? Because change is inevitable.

When unexpected changes in business create new demands for in-plant space utilization, modular buildings give you unlimited flexibility in responding quickly – and for much less cost than possible with buildings made from conventional construction.

Adaptable and Tough

All PortaFab modular buildings feature nonprogressive construction. Interchangeable wall panels, door and window panels let you make changes quickly without disturbing adjacent panels or the ceiling.

You can relocate or expand your building inexpensively, as your needs change. Add a second story, attach a mezzanine or expand laterally — your design options are almost endless.

Engineered for years of use, even in the most demanding plant environments, modular buildings are the long-term solution to in-plant space needs.

Versatile

Modular buildings can be accessorized to fit virtually every need — including sound, thermal and fire insulation; unique electrical and lighting specifications; and aesthetic requirements.

Truly versatile modular buildings are completely reusable. If you move, or your needs change, you can take them down, move and re-install them in new locations.

Faster, simpler completion

Plant disruptions are reduced to a minimum. A standard 12 x 16 office can be assembled in less than one day, compared to standard construction which can take several weeks — especially when dealing with multiple contractors.

Offices on mezzanine give view of plant floor while allowing multiple uses of floor space underneath.

TAYLOR
MATERIAL HANDLING & CONVEYOR
Phone: 419-867-3560
www.taylormhc.com

PortaFab Modular Building Systems

Modular construction costs less to build and to own.

You can save up to 35% on initial construction costs, including materials and labor. And, since modular units can be assembled quickly, frequently in a matter of hours, you avoid costly disruption of plant activity, as well.

You save again if you expand or relocate your modular unit, as you will decrease or eliminate new material purchases.

Also, modular buildings are generally considered equipment and qualify for tax advantages over conventional construction through accelerated depreciation.

A commitment to quality

When you select a PortaFab modular in-plant building, you gain a very important plus — the confidence of knowing you will receive the best quality product money can buy.

We use only high quality materials. We employ advanced production methods and strict quality control procedures to assure that the building we ship to you will meet or exceed your expectations.

Our innovative design, superior quality and the knowledge gained from years of experience, mean that you can be sure of getting exactly what you need to solve your in-plant space problems.

Turnkey Solutions

Our quality commitment extends to the international network of PortaFab distributors, who must meet the highest industry standards of customer service, industry knowledge and expert installation procedures.

They are factory-trained on our full product line, so you can rely on them to handle all of your needs, including delivery and installation, quickly and economically. Our distributors are your single source for everything related to your new building.

For prompt answers to your questions,
Call 1-800-325-3781
FAX 1-636-537-2955
Visit our website at:
www.portafab.com
or e-mail us at:
info@portafab.com

Table of Contents

Modular Advantages	Page 2-3
In-Plant Space Flexibility	Page 4
Controlled Environment Systems	Page 5
Applications	Page 6-11
OmniFlex Plus	Page 12-13
PortaMax Xtra-Tall Wall	Page 14-15
Porta-Panel II	Page 16
Series 300	Page 17
Systems Selector Guide	Page 18
Panel Construction	Page 19
Anatomy of a PortaFab Building	Page 20-21
General Specifications	Page 22-23
A Total Team Effort	Back Cover

Standard unit or custom design, our modular systems deliver more value

Standard Units

The "standard package" is determined by your basic selections of steel or aluminum stud construction, loadbearing or non-loadbearing, wall thickness and size of unit. Standard finish color on all systems is champagne or gray.

5-Day shipping on standard units

Our integrated modular systems design and interchangeability of parts enables us to ship 80% of in-plant office orders within 5 days.

The standard package will also include the following, unless you choose different standard options:

Basic Unit, includes:
Wall panels with galvanized steel floor track, vinyl base on interior and exterior, top cap, wiring studs and corners, one 20 gauge 3070 x 1 3/4" insulated steel door, pre-hung in an 18-gauge steel frame installed in a wall panel with 1 1/2 pair of 4 1/2" x 4 1/2" hinges; stainless steel lockset and door sweep; non-combustible lay-in acoustical ceiling, painted corrugated deck, and all joinery and complete installation instructions; deck support beams will be included on units over 12' wide. All dimensions are nominal. See page 20 for details.

Standard Electrical Package, includes:
2' x 4' recessed light fixtures, duplex outlets, wall switch, circuit breaker box, handy boxes, and conduit. All components ship knocked down. Tubes and wiring not included.

Customized In-Plant Buildings

If a standard unit doesn't fit your needs, you can choose from a wide choice of standard options listed and shown in this catalog to customize a building to your exact requirements.

PortaFab modular flexibility gives the freedom to design and equip your in-plant building for maximum utility and appearance at an affordable price.

Special panel constructions such as Fire & Sound, special finishes, and many other standard options allow us to tailor your building to your needs. And, by using modular components, we are able to customize very economically. But, your customization possibilities are not limited to standard options.

We can design a system to fit specific requirements of your space where it must fit, including color finishes to coordinate with surrounding interior.

We can engineer the building inside and out to accommodate equipment and accessories needed to meet your functional needs.

For maximum utilization of your space, take advantage of our specialized experience and let PortaFab do the design and engineering of your next in-plant building.

TAYLOR
MATERIAL HANDLING & CONVEYOR
Phone: 419-867-3560
www.taylormhc.com

Controlled Environment Systems

For maximum cleanliness in a controlled environment, PortaFab offers the cost-effective solution

Our wall systems interface with floor, ceiling and mechanical components to provide an ultra-clean environment with effective control of particulate, pressure, temperature, and humidity.

High-finish panels provide professional appearance. Modular flexibility gives unlimited design and layout options. And, nonprogressive construction gives you the ability to change configuration quickly and at low cost.

Finishing System Enclosures

To maintain a controlled environment around your paint or finishing system, as required by today's high performance coatings, our extra height walls can extend up to your existing ceiling or can be free-standing with a loadbearing deck to fit your specific application. Unlimited heights are available.

Customized design meets your exact needs enabling you to interface easily with mechanical equipment and accommodate conveyor openings or pass-thrus.

Nonprogressive construction makes it easy to change walls to accommodate layout changes in the paint line. Simple, fast installation minimizes plant disruption. Every stud has wiring capabilities for greater flexibility.

Cleanrooms

Where critical environmental conditions must be maintained, PortaFab modular cleanroom wall systems offer you a cost-effective alternative to conventional construction without compromising quality, durability or cleanroom efficiency.

Wall systems are pre-engineered to join with ceiling, floor and mechanical components to provide constant positive pressure, uniform temperature and humidity and proven particulate control. Smooth panel surfaces minimize particle build-up.

Demountable wall panels can be removed to give access to wiring, HVAC, plumbing and communication lines — and for easy moving of equipment in and out.

With our PortaMax XTRA-TALL modular cleanroom extended-height wall systems you can economically divide your plant space from floor to roof to create contained areas with controlled environment. Or, install free-standing in-plant cleanrooms taller and stronger than ever before possible with modular construction.

For more details and specifications, ask for our special Cleanroom Literature.

Application engineered solutions

For more than 25 years PortaFab has been the industry leader in designing and manufacturing in-plant buildings.

Working with the widest range of options available anywhere, our modern CAD systems enable us to design building solutions to meet your specific needs.

The superior quality of PortaFab engineering and materials assure long-term, cost-effective solutions to the most difficult space problems.

More for your in-plant building money

With our wide range of standard and custom-designed building systems, our top quality materials and solid distributor network, you can be sure of getting exactly what you need — on time and on budget.

PortaFab can and will work with you to design a building that satisfies your specific requirements. For further technical assistance call 1-800-325-3781 or e-mail us at info@portafab.com.

PortaFab gives you more

Every PortaFab system includes five important features, as standard, that others make you pay extra to obtain:

- **Nonprogressive Construction**
  All panels, including door and window panels, are fully and quickly demountable for easy relocation.
- **1 3/4" Heavy-Duty Steel Doors**
  Built to withstand the toughest use, these 20 gauge doors also include hinges and a key-in-knob lockset. Plus, they are pre-hung to save time and labor costs.
- **1/4" Tempered Safety Glass**
  All PortaFab windows include this feature for increased sound control and safety.
- **Wiring Capability In All Studs**
  This adds greater flexibility to your building design. Plus, stud covers provide easy access to wiring.
- **Removable Screw-On Vinyl Base**
  For increased durability and a more attractive appearance.

Breakroom in an automotive manufacturing plant.

Employee lunchroom.

Finishing system enclosure enables control of temperature, humidity and particulates.

TAYLOR
MATERIAL HANDLING & CONVEYOR
Phone: 419-867-3560
www.taylormhc.com

The Applications Are Endless

Handrails help to control traffic into this office with connected vending area.

2-Story office complex with roof top storage area.

Cleanroom lab with chemical-resistant interior surfaces.

Environmentally-controlled enclosure for manufacture of intricate electronic components. Electronic sliding door.

Engineering and production manager's offices.

Free Design Consultation

Let us help you plan and design a space solution, customized to the exact requirements of your plant. Just tell us about your plans, budget and any special needs in your plant – and we'll respond with a detailed proposal. For more information on this free service, call us at 1-800-325-3781 or e-mail us at info@portafab.com.

Offices set on a mezzanine take up almost no floor space.

Cleanroom with raised floors in an R & D facility.

2-Story office complex with extended height panel system.

TAYLOR
MATERIAL HANDLING & CONVEYOR
Phone: 419-867-3560
www.taylormhc.com

Multiple building units in a hospital rehabilitation facility.

Class 1,000 cleanroom for medical supplies.

Hi-density storage area.

Transaction counter with roll-up security door in automotive plant.

Small parts storage facility.

Environmental enclosure utilizes floor-to-ceiling Xtra-Tall walls.

Mezzanine office with parts storage inside wire partitions in the under space.



Environmentally-controlled CMM room with roll-up access door.

Equipment enclosure with optional finish.

Manufacturing process within a cleanroom.

TAYLOR
MATERIAL HANDLING & CONVEYOR
Phone: 419-867-3560
www.taylormhc.com

Clear view of shipping floor from inside these mezzanine offices.

Interior hallway in modular office complex.

Conference rooms on a mezzanine above plant cafeteria.

Office complex with protective guard rail.

OmniFlex Plus

Now, you don't have to compromise aesthetics to gain cost-effective advantages of modular construction. Color-coordinated panels, studs, doors and trim, bring a professional "front office" finish to OmniFlex Plus in-plant buildings that will make your decision look good, as well.

One-story, two-story, mezzanine - whatever your needs - OmniFlex Plus units offer the highest quality solution. This rugged, load-bearing steel stud system supports loadbearing roofs and two-story construction - without adding costly extra support columns.

Enduring Strength

You get the rugged strength of a quality 3" wall system built on two-piece, steel studs designed so the two halves join together for added structural integrity. This solid construction makes OmniFlex Plus studs stronger than any comparable 3" system.

For attractive in-plant buildings engineered to stand up to harsh plant environments, there is no better value.

Our Best Value Ever

OmniFlex Plus modular buildings offer quality, appearance and cost-savings that make conventional construction obsolete. Plus, they are completely re-usable, so your modular building can grow with your business. So, you save time and money in the future, as well as on your initial modular building investment.

Modular Flexibility

Whenever you need to change your plant layout, your modular building can change with it. Nonprogressive construction allows easy removal of any individual panel without disturbing adjacent panels. This makes it easy to expand, change or relocate complete units. Wall sections can be removed to permit equipment entry into an existing facility and then replaced quickly.

OmniFlex Plus Features

- Unique stud design permits greater spans on support beams for load-bearing roofs, without adding columns.
- Nonprogressive construction - all panels are fully demountable without disturbing adjacent panels or ceiling.
- High-finish appearance - all framing components are finished in champagne or gray polyester baked enamel to match panels. Optional colors are available.
- Wiring studs made of steel with snap-in removable cover plates for easy wiring access on both sides.
- Fast, easy installation. Complete layout drawings and step-by-step assembly instructions are included.

TAYLOR
MATERIAL HANDLING & CONVEYOR
Phone: 419-867-3560
www.taylormhc.com

The core of the system

The OmniFlex Plus steel stud is engineered for superior strength and quality construction. The two halves join together securely to provide more strength and structural integrity. Wiring access is available on both sides of the stud.

Stud edge has a rounded return to simplify installation.

Cutaway section of corrugated roof deck and acoustical ceiling.

Two story office complex.

A Total Value System

Based on one unique steel stud design, with a system of panel options, OmniFlex Plus will solve space problems throughout your plant — quickly, economically and with a finished appearance that looks good wherever you install it. Completely compatible with all our other 3" wall systems, it gives you unmatched flexibility in maximizing use of plant space.

Vinyl-Covered Hardboard Panel

1/8" vinyl-covered hardboard laminated to both sides of 2 3/4" thick kraft honeycomb core is standard (R-3). STC-20.

Thermal Panel

1/8" vinyl-covered hardboard laminated to both sides of 2 3/4" thick expanded polystyrene insulating core (R-13). STC-20.

Fire & Sound Panel

1/2" thick vinyl gypsum laminated to both sides of a 2" thick polystyrene insulating core (R-11). STC-31. Class A per ASTM-E84.

Steel-Faced Fire & Sound Panel

24 gauge painted steel laminated to either side of 1/2" thick gypsum board with a 1 15/16" thick polystyrene insulating core. Steel facing is available on one or both sides of the panel (R-11). STC-31. Class A per ASTM-E84.

Almost endless special panel options are also available to meet your special needs.

Steel Stud Construction

PortaMax 458S & 600S

Our Xtra-Tall Wall Systems

With PortaMax XTRA-TALL modular walls you can effectively and economically divide your plant space - from floor to roof - or when used with roof deck, to create free-standing in-plant buildings taller and stronger than ever before possible with modular construction.

Nonprogressive construction allows easy removal of individual panels without disturbing adjacent panels. Just remove necessary wall sections to move equipment into completed units and replace in a fraction of the time needed in a conventionally built facility.

PortaMax gives you exactly the enclosed space you need to control dust, temperature, humidity, noise and other environmental needs.

Fire and Sound Control Option

PortaMax systems are available with non-combustible panels constructed of poly-styrene insulating core sealed between 1/2" gypsum panels, laminated to 24-gauge steel with a polyester baked enamel finish.

Features

- Wall height: PortaMax 458S 24 feet
  PortaMax 600S 40 feet
- Wall Thickness: PortaMax 458S 4 5/8" thick
  PortaMax 600S 6" thick
- Steel stud construction. All PortaMax systems offer loadbearing capability.
- Champagne and gray are the standard colors. Optional colors can be ordered.
- Standard construction is hardboard panel with kraft honeycomb core. See page 19 for other panel constructions available.

Thermal panel shown below.

Patent #5287675

Aluminum Stud Construction

PortaMax 458A

Our Aluminum Extended Height System

PortaMax 458A extra height walls can extend to your existing ceiling or can be free-standing with loadbearing deck to fit your specific application. Wall heights are virtually unlimited.

Nonprogressive construction makes it easy to take down and re-use panels to accommodate layout changes. Simple, fast installation minimizes plant disruption.

Customized design meets your exact room needs, enabling you to interface easily with mechanical equipment and accommodate conveyor openings or pass-thrus.

Wide variety of core materials and exterior panel finishes are available to meet requirements of acoustic and thermal insulation, chemical resistance and static control.

Environmental Enclosures

For maximum cleanliness in a controlled environment, PortaMax is the cost-effective solution. With all the options available, PortaFab can tailor a cleanroom or paint enclosure to fit your environmental control requirements and plant configuration-faster and for much less cost than conventional construction.

Powder coating application room.

Features

- Wall Thickness:
  PortaMax 458A 4 5/8" thick.
- Aluminum stud construction. All studs and framework in clear anodized finish as standard.
- Champagne and gray are standard panel finishes. Optional colors can be ordered for panels or framework as shown.



Patent Pending

Vertical material lift.

Finishing system.

Porta-Panel II

Our 1 3/4" Aluminum System

Our 1 3/4" aluminum framing system with the functional advantages of nonprogressive construction, Porta-Panel II is completely reusable and easily assembled — usually by your own maintenance staff.

This non-loadbearing system is ideal for interior wall applications where space is at a premium, including chase walls in cleanrooms.

Often used with our Series 300 for low cost second story offices.

Designed for the buyer who wants maximum value with a budget-minded price, this is the best choice for any one-story application where a 1 3/4" thick wall is advantageous. Our wide range of options lets you equip your building just the way you want it.

Features

- Available in heights to 12 feet tall.
- Wall thickness is 1 3/4".
- Aluminum stud system allows concealed wiring in every stud.
- Non-loadbearing.
- Champagne or gray panels with anodized aluminum studs are standard finish colors. Optional colors can be ordered.
- Standard panel construction is vinyl-covered hardboard on both sides of kraft honeycomb core. See page 19 of this catalog for complete panel choices, including Fire and Sound option.

Patent #4910938

TAYLOR
MATERIAL HANDLING & CONVEYOR
Phone: 419-867-3560
www.taylormhc.com

Aluminum Stud Construction

Series 300

3" Loadbearing Aluminum Frame System

This 3" wall system offers loadbearing capability with an aluminum stud system, and for greater heights than our Porta-Panel II aluminum system.

Series 300 closely matches the performance features of our OmniFlex Plus system, in a versatile system based on an anodized aluminum stud construction, instead of steel.

Custom panel surface colors provide ability to meet both appearance and functional requirements of almost any plant environment. Cleanroom applications are a frequent use of this system.

Nonprogressive construction makes it quick and easy to expand, modify or move finished units. Initial installation is simple enough for your own maintenance staff to handle.

Features

- Wall height: Maximum 18 feet.
- Wall Thickness: 3".
- Aluminum stud construction which offers loadbearing capability.
- Champagne and gray are standard colors. Optional colors can be ordered.
- Standard construction is hardboard panel with kraft honeycomb core. See page 19 for other panel constructions available.

Patent #4910938

TAYLOR
MATERIAL HANDLING & CONVEYOR
Phone: 419-867-3560
www.taylormhc.com

Systems Selector Guide

The purpose of this guide is to help you select the most suitable PortaFab building system, based on an organized analysis of construction features required for your application.

Definition of Terms

- **Nonprogressive Wall Systems**
  Completely demountable and re-usable, nonprogressive wall systems permit the removal of any panel, including those with door or windows, without disturbing adjacent panels or ceiling.

  Expansion, reconfiguration, moving to a new location are all simple and inexpensive with a nonprogressive system.
- **Non-Loadbearing Wall System**
  A wall system designed to support the weight of the ceiling, lights and dust cover. Any additional loading may require structural support. Please consult factory.
- **Loadbearing Roof Wall System**
  A wall system designed to support any type of roof loading beyond the weight of the lights and ceiling itself. Design criteria include man loads, 2-story, roof-mounted HVAC and duct work, and storage loads. Please consult factory for specific needs.
- **Extended Height Wall System**
  Increased wall heights are available based on your needs, such as specified ceiling height, floor to roof applications, machinery clearance required, or if a ceiling plenum is required to conceal and house equipment.
- **Standard Panel Construction**
  Interior and exterior facings of 1/8" vinyl-covered hardboard with a core of kraft honeycomb.
- **Fire & Sound Control Panel Construction**
  Provides a Class A noncombustible rating, increased sound deadening and thermal insulation.
- **Optional Panel Constructions**
  See Page 19.
- **Sound Control**
  Provides a greater sound transmission coefficient (STC) rating. This is ideal for areas where plant noise can be especially disruptive.
- **Noncombustibility**
  A flame spread rating not greater than 50 when tested in accordance with ASTM E84.
- **Thermal Control**
  Provides an increased thermal value. A smart choice if thermal insulation is a consideration because of unconditioned warehouse space, which is neither heated or cooled.

For further technical assistance call 1-800-325-3781 or e-mail us at info@portafab.com.

System Comparison Guide

	OmniFlex Plus	PortaMax 458S	PortaMax 600S	PortaMax 458A	Porta-Panel II	Series 300
Wall thickness	3"	4 5/8"	6"	4 5/8"	1 3/4"	3"
Maximum height*	18 feet	24 feet	40 feet	24 feet	12 feet	18 feet
Loadbearing	Yes	Yes	Yes	Yes	No	Yes
Stud design (all nonprogressive)	2 piece Steel 2 cover plates	3 piece Steel 2 cover plates	3 piece Steel 2 cover plates	2 piece Aluminum 2 cover plates	2 piece Aluminum 1 cover plate	2 piece Aluminum 1 cover plate
Framing Finish	Champagne, Gray or White	Champagne, Gray or White	Champagne, Gray or White	Anodized aluminum	Anodized aluminum	Anodized aluminum

*Meets L/120 criteria

Panel Finishes

Champagne
Standard Finish:

Vinyl Hardboard
Vinyl Gypsum
Painted Surfaces
FRP

Gray
Standard Finish:

Vinyl Hardboard
Vinyl Gypsum
Painted Surfaces

White
Standard Finish:

Vinyl Hardboard
Vinyl Gypsum
Painted Surfaces

Custom Colors Available
Please contact us for color match.

TAYLOR
MATERIAL HANDLING & CONVEYOR
Phone: 419-867-3560
www.taylormhc.com

Panel Construction

Hardboard w/Honeycomb

Panel Thickness	1 3/4"	3"	4 5/8"
STC	24	20	20
R-Value	3	3	3

Thermal



Panel Thickness	1 3/4"	3"	4 5/8"
STC	24	20	20
R-Value	7	13	20

Thermal Steel

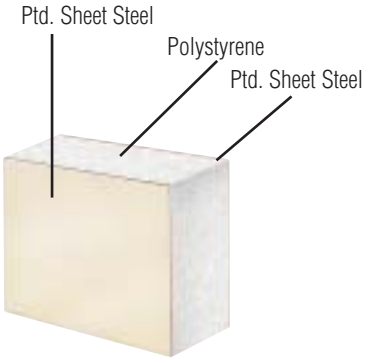

Panel Thickness	1 3/4"	3"	4 5/8"
STC	25	25	25
R-Value	7	13	20

Fire & Sound



Panel Thickness	1 3/4"	3"	4 5/8"
STC	32	31	31
R-Value	3	11	16

Fire & Sound w/Steel Exterior

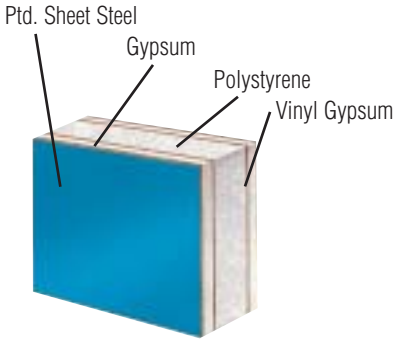

Panel Thickness	1 3/4"	3"	4 5/8"
STC	32	31	31
R-Value	3	11	16

Steel Fire & Sound

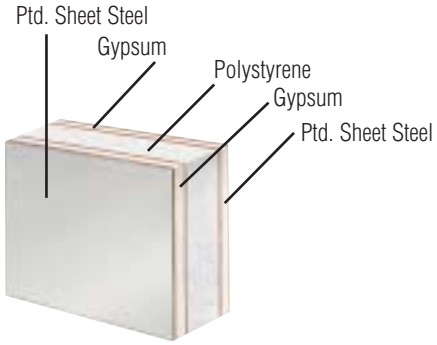

Panel Thickness	1 3/4"	3"	4 5/8"
STC	32	31	31
R-Value	3	11	16

FRP



Panel Thickness	1 3/4"	3"	4 5/8"
STC	24	20	20
R-Value	7	13	20

Hollow Cavity

Panel Thickness	3"	4 5/8"
STC	20	20
R-Value	1	1

PVC Fire & Sound

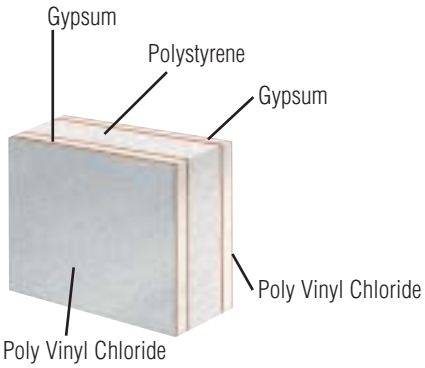

Panel Thickness	1 3/4"	3"	4 5/8"
STC	32	31	31
R-Value	3	11	16

Anatomy of a PortaFab Building

The solid construction and quality components found in every PortaFab building are indicated in this drawing of a 4-wall unit with 3" thick walls. Most components are interchangeable with any PortaFab model.

1. **3070 20 Ga. Steel Door -** 1 3/4" thick, comes pre-hung in frame; shown with optional glazing.

2. **Cornice Mold -** sturdy aluminum construction, either anodized or painted; provides handsome finished appearance.

3. **Fixed Window -** 1/4" thick tempered safety glass; comes pre-glazed in aluminum window frame.

4. **Corrugated Steel Dust Cover -** 22 ga. ribbed steel is 1 1/2" deep; painted and cut to length.

5. **2' x 4' Light Fixture -** includes 4-lamp light fixture with acrylic lens. (Bulbs not included).

6. **Acoustical Lay-in Ceiling -** consists of prepainted metal grid and lay-in acoustical, noncombustible white fissured mineral board.

7. **Exhaust Fan -** powerful exhaust fan located in ceiling.

8. **Air Conditioning Unit -** wall-mounted units provide cool environment for any size office(available in several BTU capacities); optional heat available too.

9. **Fire & Sound Panels -** see pages 22-23 for specifications.

10. **Hardboard w/Honeycomb panel -** includes 1/8" vinyl hardboard laminated to both sides of kraft honeycomb core.

11. **Thermal Panel -** includes 1/8" vinyl hardboard laminated to both sides of polystyrene insulating core.

12. **Steel Floor Track -** sturdy channel holds walls securely in place.

13. **Corner Post**

14. **Duplex Receptacle -** can be located in any wiring stud.

15. **Wiring Stud -** permits the installation of electrical service vertically and accepts standard electrical boxes.

16. **Brown Vinyl Base -** screw-on type is easily removable with no exposed screws or fasteners.

TAYLOR
MATERIAL HANDLING & CONVEYOR
Phone: 419-867-3560
www.taylormhc.com

Construction Features

Ceiling suspended from roof deck.

Window-stud-panel detail.



Loadbearing roof beam.

Removable cover plate for wiring access.



Dust cover support beam.

The Applications are Endless...

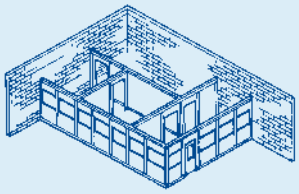

2-Wall Unit
Utilizes existing corner walls to minimize cost, yet still provide an effective work area.

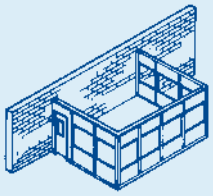

3-Wall Unit
Attaches to one existing wall to cut expenses; provides all the flexibility you need.

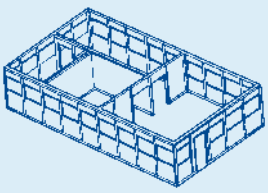

4-Wall Unit
Total flexibility! Design one large work area, or subdivide into separate offices…it's up to you.

2-Story Units
Ideally suited for supervisory offices, the second floor has a clear view of adjacent areas-with room below for additional work areas.



Mezzanine Unit
Provides maximum use of available floor space because it requires only room for support columns and stairs—allows 8-foot clearance.

OmniFlex Plus

General

Modular in-plant offices covered by this section shall be of the flush-panel type; no framing or trim shall protrude more than 1/8" from the finished panel surface except base and top trim, which shall not protrude more than 1/4". Finished walls shall not exceed 3" thickness, except at base and top where thickness shall not exceed 3 1/2". All exposed metal parts will be finished with polyester baked enamel.

Scope of Work

The modular in-plant office shall be OmniFlex Plus as manufactured by PortaFab Corporation, Chesterfield, Missouri. Manufacturer must have a minimum of 15 years experience designing and manufacturing in-plant building systems. Installation shall be according to standard details as described by the manufacturer.

Standard Wall Panels

Standard wall panels shall be 3" thick with 1/8" vinyl hardboard laminated to both sides of 2 3/4" polystyrene core. Unless otherwise indicated on drawings, panels shall be 44 7/8" wide x 96" high.

Fire and Sound Wall Panels

Fire and Sound panels shall be 3" thick with 1/2" thick vinyl gypsum bonded to both sides of a 2" thick polystyrene insulating core. Unless otherwise indicated on drawings, panels shall be 44 7/8" wide x 96" high.

Wiring Studs

Wiring studs shall be 20 gauge steel. Wiring studs shall permit the removal and replacement of an individual wall panel without disturbing adjacent wall panels. Wiring studs shall permit the installation of electrical service vertically on both front and back and accept standard electrical boxes. A snap-in cover plate shall allow access to the electrical raceway without disturbing the structural integrity of the stud. Wherever possible, wiring studs shall act as columns on loadbearing roofs and two-story units.

Doors

Standard doors shall be 20 gauge 3070 x 1 3/4" insulated(R12) and pre-hung in an 18 gauge steel door frame. Door and frame shall be finished with a polyester baked enamel. Frame will have 1 1/2 pairs of 4 1/2" x 4 1/2" mortised hinges and strike plate. Frame will be preassembled in a wall panel. Commercial quality stainless steel key-in-knob lockset shall be included, with 2 3/4" back set and mortised face plate.

Base

Vinyl base sections shall be screw-on type, easily removable, with no exposed screws or fasteners. Vinyl base shall be applied in 12' lengths where possible and shall cover floor track.

Ceiling

Ceiling consists of pre-painted metal grid and 5/8" white lay-in acoustical tile. Class A noncombustible.

Dust Cover

Dust cover is 22 gauge ribbed steel, 1 1/2" deep, painted and cut to length.

Standard Glazing

All glass will be 1/4" thick tempered safety glass, in window frame or door, as specified.

Electrical Options

Electrical packages include 2'x4' four-tube recessed fixtures with acrylic lens, 110-volt duplex outlets, 240-volt outlets, switches, 100 amp circuit breaker box with 70 amp main and breakers, handy boxes and conduit. Tubes and wiring not included, or as specified.

PortaMax 458S

General

Modular in-plant offices covered by this section shall be of the flush-panel type; no framing or trim shall protrude more than 1/8" from the finished panel surface except base and top trim, which shall not protrude more than 1/4". Finished walls shall not exceed 4 5/8" thickness, except at base and top where thickness shall not exceed 5 1/8". All exposed metal parts will be finished with polyester baked enamel.

Scope of Work

The modular in-plant office shall be PortaMax 458 as manufactured by PortaFab Corporation, Chesterfield, Missouri. Manufacturer must have a minimum of 15 years experience designing and manufacturing in-plant building systems. Installation shall be according to standard details as described by the manufacturer.

Standard Wall Panels

Standard wall panels shall be 4 5/8" thick with 1/8" vinyl hardboard laminated to both sides of 4 3/8" polystyrene core. Unless otherwise indicated on drawings, panels shall be 44 7/8" wide x 96" high.

Fire and Sound Wall Panels

Fire and Sound panels shall be 4 5/8" thick with 1/2" thick vinyl gypsum laminated to both sides of 3 5/8" thick polystyrene insulating core. Unless otherwise indicated on drawings, panels should be 44 7/8" wide x 96" high.

Wiring Studs

Wiring studs shall be 20 gauge steel with 1 5/8" 12 gauge channel. Wiring studs shall permit the removal and replacement of an individual wall panel without disturbing adjacent wall panels. Wiring studs shall permit the installation of electrical service vertically on both front and back and accept standard electrical boxes. A removable cover plate shall allow access to the electrical raceway without disturbing the structural integrity of the stud. Wherever possible, wiring studs shall act as columns on loadbearing roofs and two-story units.

Doors

Standard doors shall be 20 gauge 3070 x 1 3/4" insulated(R12) and pre-hung in an 18 gauge steel door frame. Door and frame shall be finished with a polyester baked enamel. Frame will have 1 1/2 pairs of 4 1/2" x 4 1/2" mortised hinges and strike plate. Frame will be preassembled in a wall panel. Commercial quality stainless steel key-in-knob lockset shall be included, with 2 3/4" back set and mortised face plate.

Base

Vinyl base sections shall be screw-on type, easily removable, with no exposed screws or fasteners. Vinyl base shall be applied in 12' lengths where possible and shall cover floor track.

Ceiling

Ceiling consists of pre-painted metal grid and 5/8" white lay-in acoustical tile. Class A noncombustible.

Dust Cover

Dust cover is 22 gauge ribbed steel, 1 1/2" deep, painted and cut to length.

Standard Glazing

All glass will be 1/4" thick tempered safety glass, in window frame or door, as specified.

Electrical Options

Electrical packages include 2'x4' four-tube recessed fixtures with acrylic lens, 110-volt duplex outlets, 240-volt outlets, switches, 100 amp circuit breaker box with 70 amp main and breakers, handy boxes and conduit. Tubes and wiring not included, or as specified.

PortaMax 600S

General

Modular in-plant offices covered by this section shall be of the flush-panel type; no framing or trim shall protrude more than 1/8" from the finished panel surface except base and top trim, which shall not protrude more than 1/4". Finished walls shall not exceed 6" thickness, except at base and top where thickness shall not exceed 6 1/2". All exposed metal parts will be finished with polyester baked enamel.

Scope of Work

The modular in-plant office shall be PortaMax 600 as manufactured by PortaFab Corporation, Chesterfield, Missouri. Manufacturer must have a minimum of 15 years experience designing and manufacturing in-plant building systems. Installation shall be according to standard details as described by the manufacturer.

Standard Wall Panels

Standard wall panels shall be 6" thick with 1/8" vinyl hardboard laminated to both sides of 5 3/4" polystyrene core. Unless otherwise indicated on drawings, panels shall be 44 7/8" wide x 96" high.

Fire and Sound Wall Panels

Fire and Sound panels shall be 6" thick with 1/2" thick vinyl gypsum laminated to both sides of a 4" thick polystyrene insulating core. Unless otherwise indicated on drawings, panels shall be 44 7/8" wide x 96" high.

Wiring Studs

Wiring studs shall be 20 gauge steel with 3"x 2" steel tube. Wiring studs shall permit the removal and replacement of an individual wall panel without disturbing adjacent wall panels. Wiring studs shall permit the installation of electrical service vertically on both front and back and accept standard electrical boxes. A removable cover plate shall allow access to the electrical raceway without disturbing the structural integrity of the stud. Wherever possible, wiring studs shall act as columns on loadbearing roofs and two-story units.

Doors

Standard doors shall be 20 gauge 3070 x 1 3/4" insulated(R12) and pre-hung in an 18 gauge steel door frame. Door and frame shall be finished with a polyester baked enamel. Frame will have 1 1/2 pairs of 4 1/2" x 4 1/2" mortised hinges and strike plate. Frame will be preassembled in a wall panel. Commercial quality stainless steel key-in-knob lockset shall be included, with 2 3/4" back set and mortised face plate.

Base

Vinyl base sections shall be screw-on type, easily removable, with no exposed screws or fasteners. Vinyl base shall be applied in 12' lengths where possible and shall cover floor track.

Ceiling

Ceiling consists of pre-painted metal grid and 5/8" white lay-in acoustical tile. Class A noncombustible.

Dust Cover

Dust cover is 22 gauge ribbed steel, 1 1/2" deep, painted and cut to length.

Standard Glazing

All glass will be 1/4" thick tempered safety glass, in window frame or door, as specified.

Electrical Options

Electrical packages include 2'x4' four-tube recessed fixtures with acrylic lens, 110-volt duplex outlets, 240-volt outlets, switches, 100 amp circuit breaker box with 70 amp main and breakers, handy boxes and conduit. Tubes and wiring not included, or as specified.

TAYLOR
MATERIAL HANDLING & CONVEYOR
Phone: 419-867-3560
www.taylormhc.com

Specifications

PortaMax 458A

General
Modular in-plant offices covered by this section shall be of the flush-panel type; no framing or trim shall protrude more than 1/8" from the finished panel surface, except base and top trim, which shall not protrude more than 1/4". Finished walls shall not exceed 4 5/8", except at base and top where thickness shall not exceed 5 1/8". All exposed aluminum shall be of architectural-grade extruded aluminum 6063-T5 and shall be anodized 202.

Scope of Work
The modular in-plant office shall be PortaMax 458 as manufactured by PortaFab Corporation, Chesterfield, Missouri. Manufacturer must have a minimum of 15 years experience designing and manufacturing in-plant building systems. Installation shall be according to standard details as described by the manufacturer.

Standard Wall Panels
Standard wall panels shall be 4 5/8" thick with 1/8" vinyl hardboard laminated to both sides of 4 3/8" polystyrene core. Unless otherwise indicated on drawings, panels shall be 44 7/8" wide x 96" high.

Fire and Sound Wall Panels
Fire and Sound panels shall be 4 5/8" thick with 1/2" thick vinyl gypsum laminated to both sides of 3 5/8" thick polystyrene insulating core. Unless otherwise indicated on drawings, panels should be 44 7/8" wide x 96" high.

Wiring Studs
Wiring studs shall be 6063-T5 aluminum extrusions with 202 clear anodized finish. Wiring studs shall permit the removal and replacement of an individual wall panel without disturbing adjacent wall panels. Wiring studs shall permit the installation of electrical service vertically and accept standard electrical boxes. A removable cover plate shall allow access to the electrical raceway without disturbing the structural integrity of the stud. Wherever possible, wiring studs shall act as columns on loadbearing roofs and two-story units.

Doors
Standard doors shall be 20 gauge 3070 x 1 3/4" insulated(R12) and pre-hung in an 18 gauge steel door frame. Door and frame shall be finished with a polyester baked enamel. Frame will have 1 1/2 pairs of 4 1/2" x 4 1/2" mortised hinges and strike plate. Frame will be preassembled in a wall panel. Commercial quality stainless steel key-in-knob lockset shall be included, with 2 3/4" back set and mortised face plate.

Base
Vinyl base sections shall be screw-on type, easily removable, with no exposed screws or fasteners. Vinyl base shall be applied in 12' lengths where possible and shall cover floor track.

Ceiling
Ceiling consists of pre-painted metal grid and 5/8" white lay-in acoustical tile. Class A noncombustible.

Dust Cover
Dust cover is 22 gauge ribbed steel, 1 1/2" deep, painted and cut to length.

Standard Glazing
All glass will be 1/4" thick tempered safety glass, in window frame or door, as specified.

Electrical Options
Electrical packages include 2'x4' four-tube recessed fixtures with acrylic lens, 110-volt duplex outlets, 240-volt outlets, switches, 100 amp circuit breaker box with 70 amp main and breakers, handy boxes and conduit. Tubes and wiring not included, or as specified.

Porta-Panel II

General
Modular in-plant offices covered by this section shall be of the flush-panel type; no framing or trim shall protrude more than 1/8" from the finished panel surface, except base and top trim, which shall not protrude more than 1/4". Finished walls shall not exceed 1 3/4", except at base and top where thickness shall not exceed 2 1/4". All exposed aluminum shall be of architectural-grade extruded aluminum 6063-T5 and shall be anodized 202.

Scope of Work
The modular in-plant office shall be Porta-Panel II as manufactured by PortaFab Corporation, Chesterfield, Missouri. Manufacturer must have a minimum of 15 years experience designing and manufacturing in-plant building systems. Installation shall be according to standard details as described by the manufacturer.

Standard Wall Panels
Standard wall panels shall be 1 9/16" thick with 1/8" vinyl hardboard laminated to both sides of 1 5/16" polystyrene core. Unless otherwise indicated on drawings, panels shall be 44 7/8" wide x 96" high.

Fire and Sound Wall Panels
Fire and Sound panels shall be 1 9/16" thick with 1/2" thick vinyl gypsum bonded to both sides of a 9/16" thick polystyrene insulating core. Unless otherwise indicated on drawings, panels shall be 44 7/8" wide x 96" high.

Wiring Studs
Wiring studs shall be 6063-T5 aluminum extrusions with 202 clear anodized finish. Wiring studs shall permit the removal and replacement of an individual wall panel without disturbing adjacent wall panels. Wiring studs shall permit the installation of electrical service vertically and accept standard electrical boxes. A removable cover plate shall allow access to the electrical raceway without disturbing the structural integrity of the stud.

Doors
Standard doors shall be 20 gauge 3070 x 1 3/4" insulated(R12) and pre-hung in an 18 gauge steel door frame. Door and frame shall be finished with a polyester baked enamel. Frame will have 1 1/2 pairs of 4 1/2" x 4 1/2" mortised hinges and strike plate. Frame will be preassembled in a wall panel. Commercial quality stainless steel key-in-knob lockset shall be included, with 2 3/4" back set and mortised face plate.

Base
Vinyl base sections shall be screw-on type, easily removable, with no exposed screws or fasteners. Vinyl base shall be applied in 12' lengths where possible and shall cover floor track.

Ceiling
Ceiling consists of pre-painted metal grid and 5/8" white lay-in acoustical tile. Class A noncombustible.

Dust Cover
Dust cover is 22 gauge ribbed steel, 1 1/2" deep, painted and cut to length.

Standard Glazing
All glass will be 1/4" thick tempered safety glass, in window frame or door, as specified.

Electrical Options
Electrical packages include 2'x4' four-tube recessed fixtures with acrylic lens, 110-volt duplex outlets, 240-volt outlets, switches, 100 amp circuit breaker box with 70 amp main and breakers, handy boxes and conduit. Tubes and wiring not included, or as specified.

Series 300

General
Modular in-plant offices covered by this section shall be of the flush-panel type; no framing or trim shall protrude more than 1/8" from the finished panel surface, except base and top trim, which shall not protrude more than 1/4". Finished walls shall not exceed 3 1/4", except at base and top where thickness shall not exceed 3 3/4". All exposed aluminum shall be of architectural-grade extruded aluminum 6063-T5 and shall be anodized 202.

Scope of Work
The modular in-plant office shall be Series 300 as manufactured by PortaFab Corporation, Chesterfield, Missouri. Manufacturer must have a minimum of 15 years experience designing and manufacturing in-plant building systems. Installation shall be according to standard details as described by the manufacturer.

Standard Wall Panels
Standard wall panels shall be 3" thick with 1/8" vinyl hardboard laminated to both sides of 2 3/4" polystyrene core. Unless otherwise indicated on drawings, panels shall be 44 7/8" wide x 96" high.

Fire and Sound Wall Panels
Fire and Sound panels shall be 3" thick with 1/2" thick vinyl gypsum bonded to both sides of a 2" thick polystyrene insulating core. Unless otherwise indicated on drawings, panels shall be 44 7/8" wide x 96" high.

Wiring Studs
Wiring studs shall be 6063-T5 aluminum extrusions with 202 clear anodized finish. Wiring studs shall permit the removal and replacement of an individual wall panel without disturbing adjacent wall panels. Wiring studs shall permit the installation of electrical service vertically and accept standard electrical boxes. A removable cover plate shall allow access to the electrical raceway without disturbing the structural integrity of the stud. Whenever possible, wiring studs should act as columns on loadbearing roofs and two-story units.

Doors
Standard doors shall be 20 gauge 3070 x 1 3/4" insulated(R12) and pre-hung in an 18 gauge steel door frame. Door and frame shall be finished with a polyester baked enamel. Frame will have 1 1/2 pairs of 4 1/2" x 4 1/2" mortised hinges and strike plate. Frame will be preassembled in a wall panel. Commercial quality stainless steel key-in-knob lockset shall be included, with 2 3/4" back set and mortised face plate.

Base
Vinyl base sections shall be screw-on type, easily removable, with no exposed screws or fasteners. Vinyl base shall be applied in 12' lengths where possible and shall cover floor track.

Ceiling
Ceiling consists of pre-painted metal grid and 5/8" white lay-in acoustical tile. Class A noncombustible.

Dust Cover
Dust cover is 22 gauge ribbed steel, 1 1/2" deep, painted and cut to length.

Standard Glazing
All glass will be 1/4" thick tempered safety glass, in window frame or door, as specified.

Electrical Options
Electrical packages include 2'x4' four-tube recessed fixtures with acrylic lens, 110-volt duplex outlets, 240-volt outlets, switches, 100 amp circuit breaker box with 70 amp main and breakers, handy boxes and conduit. Tubes and wiring not included, or as specified.

A Total Team Effort

International Distribution Network

We sell PortaFab modular building systems exclusively through a network of carefully selected, factory-trained distributors.

We are committed to providing PortaFab customers with the highest level of quality service through distributors who are "pros".

To be chosen as a PortaFab distributor, each must meet our standards of customer service, industry knowledge and expert installation procedures. Admittedly, our standards are high. But, as a result, we have been able to develop long-term, stable relationships as "marketing partners" with our distributors.

We're confident that our distributor network is the finest in the industry. They are factory-trained on our full product line, so you can rely on them to handle all your needs, including delivery and installation, quickly and economically.

Application Engineering Assistance

Our engineering design staff is on call at all times to assist our distributors in solving your particular space problems. Using our Computer Aided Drafting system, they can take the data you supply to produce accurate engineering drawings very quickly. The CAD system also allows us to provide visual presentations of "what if" options you may want to consider.

Working with data stored in the CAD system, we can make revisions to your plan and generate new drawings for your approval in minimum time.

PortaFab Teamwork Assures You Will Get The Right Building Solution For Your Job

Strategically located PortaFab's regional sales force works closely with our distributors providing additional professional input on your project. You can rely on your PortaFab team of distributors, backed by our factory engineering staff and regional sales force, as your total source for everything related to your new building.

Special Application Literature

Ask your local distributor or call us for free copies of the following specialized PortaFab publications:

PortaFab Modular Wall Systems For Cleanroom Environments
Brochure illustrates uses and advantages of PortaFab modular cleanroom wall systems in customized structures where critical environmental conditions must be maintained. Specifications are included.

PortaMax XTRA-TALL Wall System
Features and benefits of our unique extended height wall systems are explained and illustrated in this color brochure. PortaMax patented design wall system assures the right size, strength and flexibility to "reach tall walls in short order."

Planning and Buying Guide In-Plant Modular Building Systems
Step-by-step instructions to help you design your in-plant space. Includes specification chart for all PortaFab models, a building requirements checklist and layout sheet for visual planning use of plant space.

Manufactured by:

Porta-Fab Corporation
18080 Chesterfield Airport Road
Chesterfield, MO 63005 USA
1-800-325-3781
Fax 1-636-537-2955
e-mail: info@portafab.com
www.portafab.com

Distributed by:

TAYLOR
MATERIAL HANDLING & CONVEYOR
Phone: 419-867-3560
www.taylormhc.com

PORTAFAB
Modular Building Systems

©1999 Porta-Fab Corporation