




PACLINE™

OVERHEAD CONVEYORS

ISO 9001

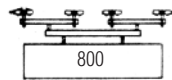
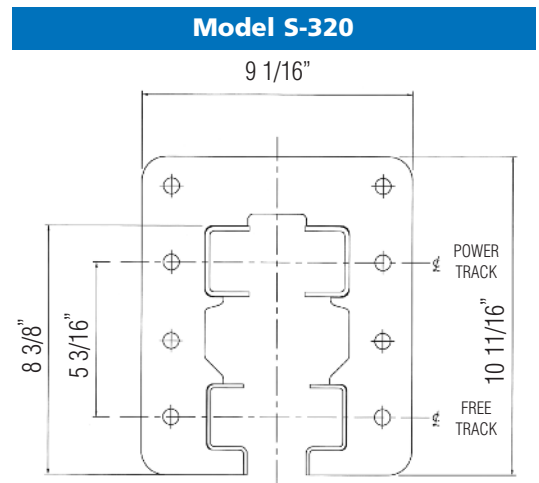
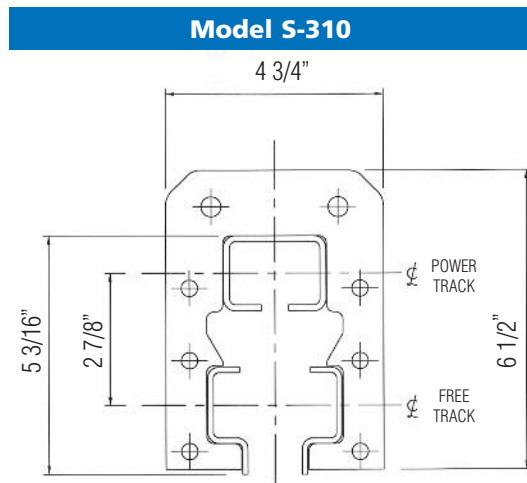


POWER & FREE™

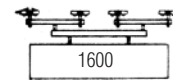
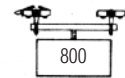
MODEL S-310 & S-320 Conveyors

Compact Design • Tighter Curves • Precision Built
Modular Components • Bolted Assembly

PACLINE™
OVERHEAD CONVEYORS
WWW.PACLINE.COM



Maximum Capacity in lbs.



	S-310	S-320
Maximum Drive Pull	600 lbs.	2,000 lbs.
Chain Breaking Load	5,000 lbs.	15,000 lbs.
Max Chain Length Per Drive	1,000 ft.	1,000 ft.
Chain Friction Co-efficient	2.5%	2.5%
Pusher Dog Pitch	8 inches	16 inches
Minimum Horizontal Curve Radius	24 inches	40 inches
Minimum Vertical Curve Radius	24 inches	48 inches
Maximum Drive Speed	60 F.P.M.	33 F.P.M.
Maximum Incline Angle	90 degrees	45 degrees
Capable of Being Inverted	yes	yes



Distributed by:

PACLINE™
OVERHEAD CONVEYORS
WWW.PACLINE.COM

1-800-955-8860 • sales@pacline.com