Emergency Stop Devices

TAYLOR
MATERIAL HANDLING & CONVEYOR
Phone: 419-867-3560
www.taylormhc.com

Lifeline Cable Pull Switches 440E

- Up to 125 m cable span
- Universal mounting and operation
- Lid mounted emergency stop button
- Switch latches when cable is pulled or cable is slack
- Cable status indicator on switch lid
- Lifeline Rope Tensioner System (LRTS) speeds installation

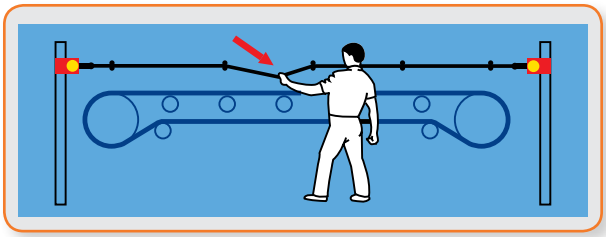

Cable Pull Switches Overview

For machinery such as conveyors, it is often more convenient and effective to use a cable pull device along the hazard area (as shown in the figure below) as the emergency stop device. These devices use a steel cable connected to latching pull switches so that pulling on the cable in any direction along its length will trip the switch.

Cable pull switches must detect a pull on the cable as well as when the cable goes slack. Slack detection ensures that the cable is not cut and is ready for use.

Rockwell Automation developed a unique Lifeline Rope Tensioner System (LRTS) which enables quicker installations.

Selection Guide

	Lifeline 3	Lifeline 4	Stainless Steel Lifeline 4
Material	Painted Zinc alloy	Painted Aluminum alloy	Stainless Steel 316
Reset	Yes	Yes	Yes
E-Stop	No	Yes	Yes
Cable Span	30 m (98.42 ft)	75 m (246 ft) 125 m (410 ft) extended model	75 m (246 ft)

TAYLOR
MATERIAL HANDLING & CONVEYOR
Phone: 419-867-3560
www.taylormhc.com

Product Selection

Lifeline

Model	Cable Span	Safety Contacts	Auxiliary Contacts	Cat. No.	
				M20	1/2 in. NPT
Lifeline 3	≤30 m	2 N.C.	2 N.O.	440E-D13118	440E-D13120
		3 N.C.	1 N.O.	440E-D13112	440E-D13114
Lifeline 4	≤75 m	2 N.C.	2 N.O.	440E-L13137	440E-L13133
		3 N.C.	1 N.O.	440E-L13042	440E-L13043
	75…125 m	2 N.C.	2 N.O.	440E-L13153	440E-L13155
		3 N.C.	1 N.O.	440E-L13150	440E-L13152
Lifeline 4 stainless steel [1]	≤75 m	2 N.C.	2 N.O.	440E-L22BNSM	440E-L22BNST

[1] A dedicated stainless steel installation kit must be used with the stainless steel Lifeline 4 instead of the LRTS.

Specifications

Standards	IEC 60947-5-5, ISO 13850, IEC 60947-5-1 Emergency stop device in accordance with ISO 13850
Functional Safety	Visit http://literature.rockwellautomation.com/idc/groups/literature/documents/sr/safety-sr001_-en-e.pdf
Certifications	cULus Listed, TÜV Certified, and CE Marked for all applicable directives www.rockwellautomation.com/certification/overview.page
Outputs	
Thermal Current/$_{Ith}$	10 A
Switching Current @ Voltage, Min.	5 mA @ 5V DC
Environmental	
Enclosure Type Rating	IP66 (Lifeline 4), IP67 (Lifeline 3), IP69K (Lifeline 4 Stainless)
Operating Temperature [C (F)]	-25…+80 ° (-13…+176 °)

Accessories [2]

Description	Length	Cat. No.
LRTS installation kit	5 m (16.4)	440E-A13079
	10 m (32.8 ft)	440E-A13080
	20 m (65.6 ft)	440E-A13082
	30 m (98.4 ft)	440E-A13083
	50 m (164 ft)	440E-A13084
	75 m (246 ft)	440E-A13085
Stainless steel installation kit	5 m (16.4 ft)	440E-A13194
	10 m (32.8 ft)	440E-A13195
	15 m (49.2 ft)	440E-A13196
	20 m (65.6 ft)	440E-A13197
	30 m (98.4 ft)	440E-A12198
	50 m (164 ft)	440E-A13199
	75 m (246 ft)	440E-A13200

[2] 1 x length of cable (rope), 2 x grippers, 1 x tensioner and quantity of eyebolts.

Sales Offices and Distributors

Our network of sales offices and distributors offers exceptional knowledge and service to help you design, implement and support your automation investment.

www.rockwellautomation.com/sales-partners/overview.page

TAYLOR
MATERIAL HANDLING & CONVEYOR
Phone: 419-867-3560
www.taylormhc.com

EMERGENCY STOP NEEDS

Emergency Stop

SLK-1W-M
(HONEYWELL CLSB4B)
Momentary switch

SLK-2W
(HONEYWELL 2CPSA1A1)
Dual span cable pull
with broken/slack cable detect, 2 NO & 2NC

NOSLK-2W
(HONEYWELL 2CPSA1A4)
Dual span cable pull
without broken/slack cable detect, 2NO & 2NC

SLK-2W-LED (HONEYWELL 2CPSA1A1B)
Dual span cable pull **with** broken/slack cable detect and LED, 2NO & 2NC, 120V AC LED

SLK-2W-LED-24VDC (HONEYWELL 2CPSA1A1A)
Dual span cable pull **with** broken/slack cable detect and 24VDC LED, 2NO & 2NC

NOSLK-2W-LED (HONEYWELL 2CPSA1A4)
Dual span cable pull **without** broken/slack cable detect with 120V AC LED, 2NO & 2NC

Cable W/ Hardware (Kits or Individually Available)

SLK-R7-1W
Single span cable kit. Kit includes all hardware needed for installation (50' red aircraft cable (yellow available), cable clamps, HD spring, turnbuckle, thimble, eye bolts & nuts)

SLK-R7-2W
Dual span cable kit. Kit includes all hardware needed for installation (2 x 50' red aircraft cable (yellow available), cable clamps, HD spring (2), turnbuckle (2), thimble (2), eye bolts & nuts)

ZZZZR7
Red Vinyl-Coated 7X7 Strand Galvanized Aircraft Cable
Bare Cable Diameter: 1/8", Coated Cable Diameter: 3/16" O.D.
Weight: 28.5lbs. per 1000ft, Minimum Break Strength: 1,700lbs.
Cut to Length (5000ft. Maximum Length)
(Note: "ZZZZ" = Length of Cable in Feet)

ZZZZY7
Yellow Vinyl-Coated 7X7 Strand Galvanized Aircraft Cable
Bare Cable Diameter: 1/8", Coated Cable Diameter: 3/16" O.D.
Weight: 28.5lbs. per 1000ft, Minimum Break Strength: 1,700lbs.
Cut to Length (5000ft. Maximum Length)
(Note: "ZZZZ" = Length of Cable in Feet)



FULLY COMPLETE INSTALLATION

EMERGENCY STOP NEEDS

TAYLOR
MATERIAL HANDLING & CONVEYOR
Phone: 419-867-3560
www.taylormhc.com

Honeywell E-Stop Mounting Bracket



Complete Kit
All Harware Included

CPS Mount Bracket

-Mounting slots or tongue can be mounted facing in or facing out

-All hardware included

-Will work with all Honeywell Emergency Stop Units

TAYLOR
MATERIAL HANDLING & CONVEYOR
Phone: 419-867-3560
www.taylormhc.com

EMERGENCY STOP NEEDS

Photo Eye Control Bracket

PEBKT-21-000-00-00
4 Hole Bracket Kit (steel/zinc)
(available in safety yellow and safety orange)

PEBKT-00-000-21-00
1 Hole Bracket Kit (steel/zinc)
(available in safety yellow and safety orange)

Complete Kit
All Harware Included

PEBKT 21-000-21-00
Complete Assembly (steel/zinc)
(available in safety yellow and safety orange)

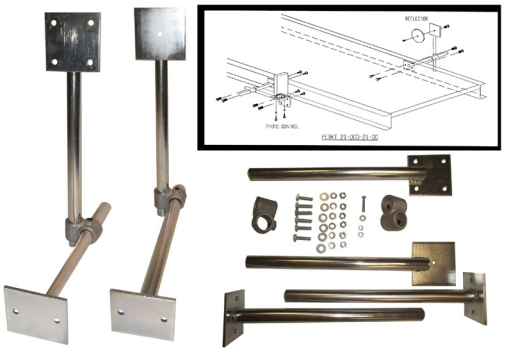



PEBKT-23-000-23-00
Adjustable Photo Control
Bracket with
18" 2 Hole Flag Style Bracket

PEBKT-00-000-22-00
Photo Control Bracket
3 hole Kit
(reflectors sold separately)

CAP:
Vinyl caps for the photo
eye bracket pipe ends

PEBKT-00-000-13:
Plastic back 3.25" reflector

PEBKT-00-000-23:
Aluminum back 3.25" reflector

EMERGENCY STOP NEEDS

TAYLOR
MATERIAL HANDLING & CONVEYOR
Phone: 419-867-3560
www.taylormhc.com

Pulleys, Brackets, Cable & Hardware

Fixed Pulley

PULLEY-02
2” Diameter Fixed Mount Pulley

Swivel Pulley

PULLEY-01
2” Diameter Swivel Pulley

Open Block Pulley

PULLEY-03
1.5" Diameter Flat Mount, Open Block Pulley

Mounting Brackets

BKT-0
Small Bracket
Sold Seperately
No Hardware Included

BKT-02
Large Bracket
Sold in pairs only
All Hardware Included

applications BY INDUSTRY

trash recycling systems

transportation, logistics

palletizing systems

packaging machinery

overhead door industry

mining & drilling industry

metal stamping industry

food processing systems

conveying warehouse

automotive industry



automation & assembly

pedestrian crosswalk

TAYLOR
MATERIAL HANDLING & CONVEYOR
Phone: 419-867-3560
www.taylormhc.com

REES

22mm CONTROL UNITS



22102-102

22102-012

22102-XXX series – Lockable/Maintained

- positive break contacts • Nema 12, 13 and IP65
- -012 includes "OUR" block : normally closed, opens upon removal
- listed under UL/NISD File E357870, Sec. 1



22102-104

22102-014

22102-XXX series – Lockable/Maintained

- positive break contacts • Nema 12, 13 and IP65
- -014 includes "OUR" block : normally closed, opens upon removal
- electrical rating: heavy duty – A600 / N150



22102-242

22102-202

22102-XXX series – Maintained

- positive break contacts • Nema 12, 13 and IP65
- -242 includes "OUR" block : normally closed, opens upon removal
- listed under UL/NISD File E357870, Sec. 1

22102-303



22102-204

22102-XXX series – Momentary

- accepts up to three tiers of two contact blocks
- Nema 12/13, IP 65
- electrical rating: heavy duty – A600 / N150

09022-004

22mm E-Stop Legend Plate



01004-016

Adapter Plate Kit

For use with 22.5 mm control units to be mounted onto standard enclosures. Dry powder paint. Gasket and mounting screws included.



01004-017

Adapter Plate Kit

For use with 22.5 mm control units to be mounted onto standard enclosures. Dry powder paint. Gasket and mounting screws included.

52702-000

Contact Block (OUR action)

Each captive terminal will accept (2) #14 AWG stranded wires. Opens the NC contact of the B block Upon Removal from the switch operator.

REES

TAYLOR
MATERIAL HANDLING & CONVEYOR
Phone: 419-867-3560
www.taylormhc.com

cable/rope OPERATED SWITCHES

04944-900

04944-000

04944-XXX series – "Slack Cable Style"

- positive break contacts • Nema 12, 13 & 4x indoor, IP65 & IP66
- manual reset • NO+NC • 2NO+2NC
- 200 ft. max. cable length • UL CSA CE

04944-700

04944-950

04944-XXX series – "Slack Cable Style"

- positive break contacts • Nema 12, 13 & 4x indoor, IP65 & IP66
- auto reset • NO+NC
- 200 ft. max. cable length • UL CSA CE

04953-111

04953-142

04953-XXX series – "Slack Cable Style"

- positive break contacts • Nema4x & IP65 • manual reset
- right & left single flag indicators • NO+NC • 2NO+2NC
- 200 ft. max. cable length • UL CSA CE

04954-204

04954-214

04954-XXX series – "Slack Cable Style"

- positive break contacts • Nema4x & IP65 • manual reset
- right & left single flag indicators • NO+NC • 2NO+2NC
- 200 ft. max. cable length • UL CSA CE


04962-100

04962-201

04962-XXX series – "Broken Cable Detection"

- positive break contacts • Nema 12/13, IP65 • manual reset
- 2NO+2NC • with quick connect
- 200 ft. max. cable length • UL CSA CE

04958-100


04945-000

04958-XXX series & 04945-XXX series

- 04958 – (Nema4, IP66) • 04945 – (Nema4x, IP65)
- 04958 – (maintained & momentary) • 04945 – (sequence)
- 04945 – (200 ft. max. cable length)

TAYLOR
MATERIAL HANDLING & CONVEYOR
Phone: 419-867-3560
www.taylormhc.com

cable/rope operated ACCESSORIES

02005-605

Turnbuckle

For tension adjustment on cable runs. Aluminum body with zinc plated steel eyebolts.



02005-610

Red Vinyl Cover

Galvanized steel (7x7) aircraft cable used for cable runs.
3/16" O.D. 0.028 lbs./Ft.

02005-615

Thimble, Strain Relief

Use with aircraft cable to reduce breakage at the end. Steel, zinc plated.

02005-620

Rope Clip

Use with aircraft cable to secure the cable end. Cast malleable iron body, natural ginish with steel u-bolt & nuts, natural finish.

02005-625

Cable Clip Assembly

Stainless steel. Use with aircraft cable to extend, splice the cable.



02005-630

Tension Spring

Used in cable run to reduce slack between supports. Spring rate = 50 lbs./in. Music wire, zinc plated.

02005-635

Eye Bolt Assembly

Used to support the cable run at intervals. The kit includes one zinc plated steel eyebolt, two nuts and a lock washer.

02005-640

Spring Kit

Replacement parts for use on 04945 switches. The kit includes two nickel coated stainless steel springs.

40100-102

Standard Pilot Light

Polycarbonate Lexan & mounts in a standard ½ inch NPT hole. Each captive terminal will accept (2) # 14 AWG stranded wires.

40100-012

Pilot Light w/LED Lamp

120 volt bi-polar red LED with red lens #40431-002 LED bulb #80507-074 1/2 NPT mounting.

02005-650

Padlock Attachment

Use on 04944 switches to lock in tripped position.

02005-660

Padlock Attachment

Use on 04953 and 04954 switches to lock in tripped position.

REES

TAYLOR
MATERIAL HANDLING & CONVEYOR
Phone: 419-867-3560
www.taylormhc.com

single & double plunger PUSH BUTTON SWITCHES

00662-002

00662-001

00662-XXX series

- Nema 12, 13 & IP65
- electrical rating: heavy duty – A600 / N300
- ergonomic plunger design



04957-012

04917-712

04957-XXX series & 04917-XXX series

- Nema 12, 13 & IP65
- ergonomic design • low operating force – under 2 lbs.
- snap action contacts – 2NO+2NC



04960-512

04960-302

04960-XXX series

- Nema 4 & IP66
- black cover with shield • zinc die-cast body
- momentary snap-action • 2NO+2NC

02653-112

01508-012

02653-XXX series & 01508-XXX series

- Nema 12, 13 & IP65
- gold plated contacts eliminate high resistance tarnishing
- electrical rating: heavy duty – A600 / N300

01981-002

02182-102

01981-XXX series & 02182-XXX series

- positive break contacts • Nema 12, 13 & IP65
- complies with IEC/EN 60947-5-5 for emergency stop applications
- electrical rating: heavy duty – A600 / N300

04932-532

04947-132

04932-XXX series & 04947-XXX series

- Nema 12, 13 & IP65
- 04932 – (double plastic plunger with padlock latch)
- red button is maintained

TAYLOR
MATERIAL HANDLING & CONVEYOR
Phone: 419-867-3560
www.taylormhc.com

REES

associated control for plungers ACCESSORIES

Two Hand Controls

04925-557

Selector Switches

Heavy duty. Hand operated, control circuit devices, rated 'Heavy Duty' for use with electromagnetic equipment. NEMA 12/13, IP65.

01774-000

Selector Switches

Rotary contact. Hand operated, control circuit device, rated 'Heavy Duty' for use with electromagnetic equipment. NEMA 12/13, IP65.

04949-000

Palm Switch Guard/Actuator

Replaces the ring guard on REES palm operated switches. Sturdy zinc die cast and steel.

04933-093

Ring Guards

Designed to mount to the single or double plunger push buttons. High strength zinc alloy.



02765-000

Standard & Large Enclosures

Made from 14 ga. sheet steel painted with a dry powder paint. Will accept all standard size REES push button switches.

02765-100

Standard & Large Enclosures

Made from 14 ga. sheet steel painted with a dry powder paint. is suitable for holding an "Emergency Stop" switch.



02261-000

Standard & Large Enclosures

Made from 14 ga. sheet steel painted with a dry powder paint. Can house any switch that has the same mounting pattern.

01004-043

Adapter Plate Kit

For use with 30.5 mm control units mounted on standard enclosures. Gasket and mounting screws included.

09001-007

Legend Plate (RUN)

Mount to single or double plunger push buttons and ring guards. Made from clear anodized aluminum with black lettering.

09001-003

Legend Plate (STOP)

Mount to single or double plunger push buttons and ring guards. Made from clear anodized aluminum with black lettering.

09002-006

Legend Plate (ON)

Mount to single or double plunger push buttons and ring guards. Made from clear anodized aluminum with black lettering.

09002-007

Legend Plate (RUN)

Mount to single or double plunger push buttons and ring guards. Made from clear anodized aluminum with black lettering.

REES

TAYLOR
MATERIAL HANDLING & CONVEYOR
Phone: 419-867-3560
www.taylormhc.com

30.5mm CONTROL UNITS



40102-212

40102-102

40102-XXX series

- UL/NISD E357870 • Nema 12/13, IP 65
- positive break, gold plated contact • sliding padlock attachment
- special OUR block opens NC contact upon removal from operator

40102-114

09020-004

40102-XXX series & 09020-XXX series

- Nema 12/13, IP 65
- maintained requires manual reset
- electrical rating: heavy duty – A600 / N150



40067-002



40050-200

40067-XXX series & 40050-200 series

- Nema 12/13, IP 65
- 40067 – (key lockable when depressed)
- 40050 – (momentary cable/rope switch)

40041-012

40041-002

40041-XXX series

- Nema 12/13, IP 65
- Momentary 2" mushroom push buttons
- Push button: zinc alloy and solid plastic DuPont Delrin 100ST Acetal

product application WARNING – DANGER

These products should only be used where point-of-operations guarding devices have been properly installed and maintained so that all appropriate OSHA and ANSI B 11.1 regulations and standards are met. Misapplication of these products on machinery lacking effective point-of-operations safeguards can cause serious injury to the operator of that machinery.

product listings / choices

This catalog and other information from REES, Inc., and its authorized distributors provides product options (choices) for further investigation by users having technical expertise. It is important that you analyze all aspects of your application and review the information concerning the product in the current catalog. Due to the variety of operating conditions and applications for the products, the user, through their own analysis and testing, is solely responsible for making the final selection of the product and assuring that all performance, safety and warning requirements of the application are met. We endeavor to apply our design and manufacturing expertise through the development of products that have high value added content and to that end we reserve the right to modify designs in the course of improvements of the quality of our products or extending their field of application to facility production. This does not commit us to replace earlier versions.

TAYLOR
MATERIAL HANDLING & CONVEYOR
Phone: 419-867-3560
www.taylormhc.com

REES