

FIXED BAIL COIL LIFTER

PRODUCT FEATURES

- Motorized leg drive maximizes the efficient handling of coils.
- Leg drive speed: 2.8" per second.
- Narrow aisle stacking maximizes coil storage floor space.
- Curved lifting pads for coil protection.
- High impact plastic toe rollers prevent lifter foot contact.
- Anti-clamp limit switch protects coil during closing of lifter.
- Heavy duty torque limiting drive protection during maximum open/closed conditions.
- Lockout limit switch prevents inadvertent leg opening during lift.
- Alloy steel pin bail.
- Easily replaceable slide wear guides.
- Design allows for easy maintenance access to drive components.
- Designed to operate on AC power supply.
- Field upgradeable to rotating style.
- Complies with ASME standards.



COIL LIFTERS
& UPENDERS


ROTATING BAIL COIL LIFTER

PRODUCT FEATURES

- Motorized leg drive maximizes the efficient handling of coils.
- Leg drive speed: 2.8" per second.
- Narrow aisle stacking maximizes coil storage floor space.
- Curved lifting pads for coil protection.
- High impact plastic toe rollers prevent lifter foot contact.
- Anti-clamp limit switch protects coil during closing of lifter.
- Heavy duty torque limiting drive protection during maximum open/closed conditions.
- Lockout limit switch prevents inadvertent leg opening during lift.
- Alloy steel pin bail.
- Easily replaceable slide wear guides.
- Design allows for easy maintenance access to drive components.
- Designed to operate on AC power supply.
- Motorized 350° rotation at approximately 2 RPM.
- Complies with ASME standards.




ROTATING BAIL FEATURES & OPTIONS



**OPTIONAL
BUILT IN LOAD SCALE**

With digital readouts for precise coil weight.



**OPTIONAL
MOTORIZED BAIL ROTATION**

Allows for independent and precise positioning of the load or the lifter.



**OPTIONAL
URETHANE PADDING**

Urethane coil edge protection attached to legs, feet, or both.

**OPTIONAL
I.D. PHOTO-ELECTRIC SENSOR**


Photo-electric sensor indicates lifter foot alignment with coil I.D.

**STANDARD
ALLOY STEEL
LIFTING PIN**

Keeps headroom to a minimum.

**STANDARD
ENCLOSED DRIVE**

Protects drive from impact yet still provides easy access for maintenance.



**STANDARD
LOCKOUT LIMIT SWITCH**

Prevents inadvertent leg opening during lift.

**STANDARD
ANTI-CLAMP & TOE ROLLERS**

Protects sides of coil from lifter damage.

OPTIONAL INDICATOR LIGHTS

Visual indicator for various functions.

**OPTIONAL SEVERE
DUTY DRIVE PACKAGE**

For high cycle operations.

**OPTIONAL PARKING
& MAINTENANCE STANDS**

Provides storage for lifter when not in use and easy access for normal inspection & maintenance. See page 38.

COIL LIFTERS
& UPENDERS