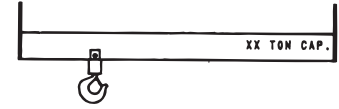


THLB TWIN HOIST LIFTING BEAM

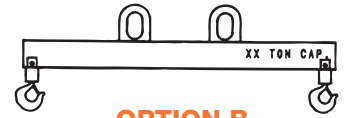


PRODUCT FEATURES

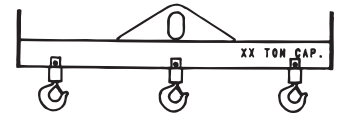
- Use two or more hoists to increase lifting stability.
- Swivel hook with hook latch.
- Several options are available for added versatility.
- Complies with ASME standards.



OPTION A
Off-set hook for hoists of different capacities.

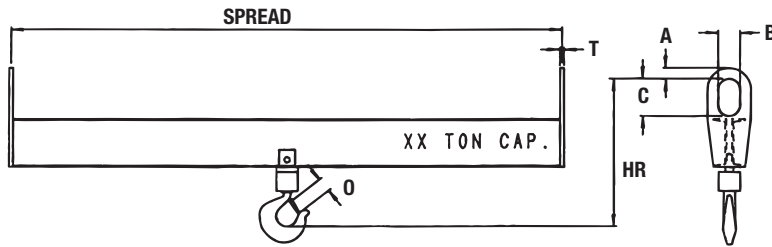


OPTION B
Multiple load hooks, some outside the bail span.



OPTION C
Center bail and extra pair of hooks for maximum versatility.

OPTION D
Roller bearing hook shown (standard on 30 and 40 ton models) as shown in photo.



SPECIFICATIONS

Capacity (tons)	Model Number HR Headroom Weight (lbs.)	Spread (feet)									Other Dimensions (in.)
		6	8	10	12	14	16	18	20	24	
2	Model Number	THLB26	THLB28	THLB210	THLB212	THLB214	THLB216	THLB218	THLB220	THLB224	A=1-1/2 T=5/8 B=3 O=1-1/8 C=5
	HR Headroom	16-3/4	16-3/4	17-3/4	17-3/4	18-3/4	18-3/4	18-3/4	18-3/4	19-3/4	
	Weight	125	160	240	280	360	400	530	660	790	
4	Model Number	THLB46	THLB48	THLB410	THLB412	THLB414	THLB416	THLB418	THLB420	THLB424	A=1-1/2 T=5/8 B=3 O=1-1/2 C=5
	HR Headroom	20	21	22	23	23	25	25	26	26	
	Weight	160	240	310	410	500	725	805	890	1695	
6	Model Number	THLB66	THLB68	THLB610	THLB612	THLB614	THLB616	THLB618	THLB620	THLB624	A=1-1/2 T=3/4 B=3 O=2-1/16 C=5
	HR Headroom	27-1/2	28-1/2	28-1/2	30-1/2	30-1/2	30-1/2	30-1/2	30-1/2	31-1/2	
	Weight	220	300	380	550	640	780	1310	1450	1735	
10	Model Number	THLB106	THLB108	THLB1010	THLB1012	THLB1014	THLB1016	THLB1018	THLB1020	THLB1024	A=2 T=1 B=4 O=2-1/4 C=7
	HR Headroom	29	29	32	32	32	32	32	32	33	
	Weight	340	420	800	920	1100	1220	1705	1840	2230	
15	Model Number		THLB158	THLB1510	THLB1512	THLB1514	THLB1516	THLB1518	THLB1520		A=2 T=1-1/4 B=4 O=2-1/4 C=7
	HR Headroom		38-1/4	38-1/4	38-1/4	41-1/4	41-1/4	41-1/2	41-1/2		
	Weight		740	865	1050	1930	2158	2290	2500		
20	Model Number		THLB208	THLB2010	THLB2012	THLB2014	THLB2016	THLB2018			A=2 T=1-1/4 B=4 O=3 C=7
	HR Headroom		35-1/2	38-1/2	38-1/2	38-1/2	38-1/2	38-1/2			
	Weight		830	1130	1266	1926	2196	2430			
30	Model Number		THLB308	THLB3010	THLB3012						A=2-1/2 T=1-1/2 B=5 O=3-3/4 C=9
	HR Headroom		54	54	54						
	Weight		1120	1325	1610						
40	Model Number		THLB408	THLB4010	THLB4012						A=2-1/2 T=1-1/2 B=5 O=4-1/4 C=9
	HR Headroom		58-1/2	58-1/2	58-1/2						
	Weight		1165	1470	1700						

See RLB (page 17) for Twin Hoist Rotating Beam