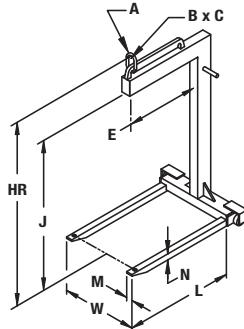


# WPL WHEELED PALLET LIFTER

## PRODUCT FEATURES

- Wheels allow for movement of unit without crane.
- Dual lift points eliminates need for counterweight.
- Extremely lightweight for ease of handling.
- Complies with ASME standards.




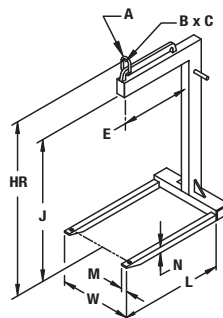
## SPECIFICATIONS

| Model Number | Capacity (tons) | Dimensions (inches) |   |   |    |    |      |       |       |    |    | Weight (lbs.) |
|--------------|-----------------|---------------------|---|---|----|----|------|-------|-------|----|----|---------------|
|              |                 | Forks               |   |   |    |    | Bail |       |       |    |    |               |
|              |                 | L                   | M | N | W  | E  | A    | B     | C     | J  | HR |               |
| WPL148       | 1               | 36                  | 2 | 2 | 25 | 24 | 1/2  | 2-1/2 | 3-3/4 | 48 | 60 | 245           |
| WPL248       | 2               | 36                  | 4 | 2 | 25 | 24 | 3/4  | 2-3/4 | 4-1/2 | 48 | 62 | 405           |

# LPL LIGHTWEIGHT PALLET LIFTER

## PRODUCT FEATURES

- Dual lift points eliminates need for counterweight.
- Extremely lightweight for ease of handling.
- Maintenance free — no moving parts.
- Complies with ASME standards.



## SPECIFICATIONS

| Model Number | Capacity (tons) | Dimensions (inches) |       |       |    |    |      |       |       |    |    | Weight (lbs.) |
|--------------|-----------------|---------------------|-------|-------|----|----|------|-------|-------|----|----|---------------|
|              |                 | Forks               |       |       |    |    | Bail |       |       |    |    |               |
|              |                 | L                   | M     | N     | W  | E  | A    | B     | C     | J  | HR |               |
| LPL148       | 1               | 36                  | 2     | 2     | 25 | 24 | 1/2  | 2-1/2 | 3-3/4 | 48 | 58 | 245           |
| LPL248       | 2               | 36                  | 4     | 2     | 25 | 24 | 3/4  | 2-3/4 | 4-1/2 | 48 | 62 | 425           |
| LPL348       | 3               | 36                  | 4-1/2 | 2-1/2 | 27 | 24 | 1    | 3-1/2 | 5     | 48 | 65 | 610           |

PALLET LIFTERS