





SPANCO WORKSTATION

BRIDGE CRANE SELECTOR GUIDE

				
WORKSTATION CRANE TYPE	FREESTANDING BRIDGE CRANE	CEILING-MOUNTED BRIDGE CRANE	MONORAILS	ALU-TRACK [®] BRIDGES, RUNWAYS, AND MONORAILS
CAPACITIES	250 to 4000 lbs		250 to 4000 lbs	250 to 3000 lbs
BRIDGE LENGTHS (OVERALL)	34' Standard; Available up to 40'		n/a	up to 30'
RUNWAY SUPPORT CENTERS	up to 40'		up to 40'	up to 29'
HEIGHT (FLOOR TO TROLLEY CLEVIS)	10', 12', or 14' Standard	Determined by ceiling structure		Freestanding: 10', 12', or 14' Ceiling Mounted: Determined by ceiling structure
RUNWAY LENGTHS	Unlimited with splicing; 53' without splicing			30'
COVERAGE	Large rectangular coverage area		Along a fixed path	Rectangular coverage; or fixed-production paths
SUPPORT STRUCTURE NEEDED	6" reinforced concrete floor	Adequate roof support/trusses	Adequate roof support/trusses or 6" reinforced concrete floor	Freestanding: 6" reinforced concrete floor Ceiling Mounted: Adequate support structure
MOTORIZATION	Yes, both hoist & bridge		Yes	No
KEY OPTIONS	Telescoping Bridges; Mixed-Capacity Systems; Bridge Buffers; Intermediate Bumpers; Double-Girder Nested Trolleys; Duct-o-Bar™ Connections; Box Track for Festooning		Curves; slopes; multiple tracks; switches; entry/exit sections	Multiple track profiles; mixed-capacity systems; Bridge Buffers; Intermediate End Stops